



Danfoss District Energy

Global Price List, January 2010

Temperature Controllers

Pressure and Flow Control Valves

Electronic Temperature Controllers, Heating and Ventilating Controls

Motorized Control Valves

Ball Valves

Heat Exchangers

Heat Meters

Description	Page
Temperature control valves	1
RAVV/RAVI/RAVK, thermostatic eleme	1
RAVV	1
RAVI	1
RAVK	1
FJV, thermostatic return temp. limiter	1
Internal thread	1
External thread	1
FJV, spare parts and accessories	1
Spare parts	1
Accessories	1
AVTB, thermostatic valve	1
Internal thread	1
External thread	2
NPT thread	2
AVTB, spare parts and accessories	2
Spare parts	2
Accessories	2
AVT, temp. actuator for valves VG/VGF	2
AVT, spare parts and accessories	2
STLV, Safety temperature limiter (STB)	3
STLV PN25 threaded	3
STLV PN25 flanged	3
STLS PN25 threaded	3
STM, actuator for Safety temperature n	3
Spare parts for STL	3
AFT, temp. actuator, for 2- and 3-way fl	3
AFT, spare parts and accessories	4
IHPT	4
AVTQ, flow-compensated thermostatic	4
AVTQ, spare parts	4
VG, VGF valve (NO) for AVT, STM	4
VG PN25, treaded	4
VGF PN25, flanged	4
VGU, valves(NC) for AVT, STM	4

Description	Page
VGS, valve for steam for AVT, STM	5
PN25	5
Differential pressure and flow control valves	6
AVPL, differential pressure controller	6
AVPL, spare parts and accessories	6
Accessories	6
AVP, differential pressure controller	6
PN16 threaded (return mounting)	6
AVP-F PN16 threaded with fixed setting (return mounting)	6
PN16 threaded (flow mounting)	6
PN25 threaded (return mounting)	7
AVP-F PN25 threaded fixed setting (return mounting)	7
PN25 threaded (flow mounting)	7
AVP-F PN25 threaded fixed setting (flow mounting)	7
PN25 flanged (return mounting)	7
AVP-F PN25 flanged fixed setting (return mounting)	7
PN25 flanged (flow mounting)	8
AVP-F PN25 flanged fixed setting (flow mounting)	8
AFP(B,-9), pressure actuators, (valve types VF¹	8
AFP(B)	8
AFP-9	8
AVQ, flow controller	8
PN16 threaded	8
PN25 threaded	8
PN25 flanged	8
AFQ, pressure actuators, (valve types VFQ2(1)	9
AVQT, flow controller with thermostat connect	9
PN25, threaded	9
PN25, flanged	9
AVPB, differential pressure controller and flow	9
PN16 threaded (return mounting)	9
AVPB-F PN16 threaded fixed setting (return mounting)	9
PN25 threaded (return mounting)	9
AVPB-F PN25 threaded (return mounting)	10
PN25 flanged (return mounting)	10
AVPB-F PN25 flanged (return mounting)	10
AFPB(-F), pressure actuators (valve types VFQ	10
AFPB, see AFP(B)	10
AFPB-F	10
AVPBT, differential pressure and temperature	10
AVPBT-F, differential pressure and temperatur	10

Description	Page	Description	Page
AVPQ (-4), pressure and flow contr.	11	AFD, pressure reducer, (valve body type VFG2	17
PN16 threaded (return mounting)	11		
AVPQ-F PN16 threaded fixed range (return mountin	11	Constant flow and pressure relief controllers	18
PN25 threaded (return mounting)	11		
PN25 (flow mounting)	11	AVA / AFA, pressure relief controller	18
PN25 flanged (return mounting)	12	Type AVA, PN25, threaded	18
PN25 flanged (flow mounting)	12	Type AVA, PN25, flanged	18
		Type AFA	18
AFPQ, pressure actuators (valve types	12	AVPA / AFPA, differential pressure relief contr	18
AFPQ (return mounting)	12	Type AVPA, PN16, threaded	18
AFPQ-4 (flow mounting)	12	Type AVPA, PN25, threaded	18
		Type AVPA, PN25, flanged	18
AVPQT, differential pressure, flow and	12	Type AFPA	18
		Spare parts and accessories for AVDA/AVDSA	19
AVQM/AFQM, flow controller with integ	12	Safety pressure controllers	19
AVQM, PN16 threaded	12		
AVQM, PN25 threaded	13	SAVA, Safety pressure - relief controller (SÜV)	19
AVQM, PN25 flanged	13	PN25 threaded	19
AFQM6, PN16	13	PN25 flanged	19
AFQM6, PN25	13		
AFQM6, PN40	13	SAVD, safety pressure reducer (SAV)	19
AFQM, PN25	13	PN25 threaded	19
		PN25 flanged	19
AHQM - AHPBM-F Flow controller with	13		
AHQM PN16	13	2- and 3-way valves type VF...	20
AHPBM-F PN16	13		
AVQMT, flowcontroller with integrated	13	VFG2, (metallic sealing, cone) 2-way control val	20
PN25 threaded	13	PN16 - max. 150°C (200°C)	20
PN25 flanged	14	PN16 - max. 140°C	20
		PN25 - max. 150°C (200°C)	20
Spare parts and accessories for type A	14	PN40 - max. 150°C (200°C)	20
Combination pieces and adaptors	14	PN40 - max. 140°C	20
Actuators etc.	14	Spare parts	20
Compression fitting	14	VFG21, (soft sealing cone) 2-way control valve	20
Valve inserts	14	PN16 - max. 150°C	20
Valve inserts, old AV / AI range	15	PN16 - max. 140°C	21
VG/VGF, valve for AVP/AVD and VGS, valve for AV	15	PN25 - max. 150°C	21
Impulse tubes	15	Spare parts	21
		VFGS2, 2-way control valve, general purpose, :	21
Spare parts and accessories for type A	16	PN16 - temperature up to 200°C (300°C)	21
Spare parts	16	PN25 - temperature up to 200°C (350°C)	21
Accessories	16	PN40 - temperature up to 200°C (300 - 350°C)	21
AFP, impulse tubes, (general purpose)	16	Spare parts	22
AFPB, impulse tubes	16	VFG25, (not pressure balanced)	22
AFQ, impulse tubes	16		
AFPQ (return mounting), impulse tubes	16	VFG33, (pressure balanced)	22
AFPQ-4 (flow mounting), Impulse tubes	17		
Pressure reducers	17		
AVD, pressure reducer	17		

Description	Page	Description	Page
VFG34, (pres. balanced) 3-way valve and VFG36 (not pressure balanced)	22	Controller	27
PN16 - max. 200°C	22	ECL Comfort 110	27
PN25 - max. 200°C	22	ECL Comfort 200	27
PN16 - max. 200°C	23	ECL Comfort 300	27
PN25 - max. 200°C	23	ECL Comfort 301	27
VFU2, (metallic sealing, cone) 2-way cc	23	Cards & Instructions	27
PN16 - max. 200°C	23	For ECL Comfort 110 (Instruction and Quick Guide only)	27
Spare parts see VFG 2	23	for ECL Comfort 200	27
		for ECL Comfort 300	27
		for ECL Comfort 301	27
VFQ2, (metallic sealing, cone) 2-way cc	23	Extention modules	28
PN16 - max. 150°C (200°C)	23	Timer module for ECL 110	28
PN16 - max. 140°C (200°C)	23		
PN25 - max. 150°C (200°C)	23	Remote controls	28
Spare parts see VFG 2	23	ECL Accessories	28
VFQ21 (soft sealing, cone) 2-way contr	24	Service Tool / Accessories	28
PN16 - max. 150°C	24	Temperature sensors	28
PN16 - max. 140°C	24	Pt 1000 (1000 Ohm / 0 °C)	28
PN25 - max. 150°C	24	Pockets for sensors	29
PN40 - max. 150°C	24	ESMB-12 & ESMU pockets	29
Spare parts see VFG 21	24	Safety thermostats	29
Accessories, VF...	24	Motorized Control Valves	30
Pilot Controlled Valves	24	AMV 150 Actuator	30
PCV-VFG21, assembly kit for - valve ur	24	AMV 150 Actuator	30
PCVP/PCVD/PCVA	24	AMV 150 Accessories	30
PN16	24	AMV(E) 10/20/30 actuators	30
PN25	25	AMV(E) 13/23/33 actuators with spring return	30
PCV-VFQ21, assembly kit	25	AMV 20/23/30/33 Accessories	30
PCVQ/PCVPQ	25	AMV 20SL-30SL-23SL (Stroke limitation)	30
PN16	25	AMV(E) 410/413/610/613/633 Actuators	31
PN25	25	AMV 323/423/523 Actuators	31
Spare parts and accessories, PCV	25	AMV 323/423/523 Function modules	31
Various heating products	25	Additional switches/potentiometers	31
FV, strainer	25	AMV 323/423/523 Spare parts for actuators	31
Type FV-40 mesh/inch (40)	25	AMV 410(3) and 610(3)Spare parts for actuator:	31
Type FV-60 mesh/inch (60)	25		
FVF strainers flanged version	25		
FVF strainers flanged version DN15 - 300	25		
FVF strainers accessories	26		
Electronic Temp. Controllers	27		

Description	Page	Description	Page
Actuators for Heating & Cooling	32	HFE4 4-way rotary valves with flange connecti	36
AMV(E) 435 Actuator	32	HFE Accessories for rotary valves	36
AMV(E) 438SU Actuator	32	HFE Spare parts for rotary valves	37
AMV(E) 15/16 Actuator	32	Valves for District Heating	37
AMV(E) 13 SU Actuator	32	VS2 Valves PN16, DN15-25	37
AMV(E) 25/35 Actuator	32	VM 2 / VB 2, seated valves	37
AMV(E) 25 SU/SD Actuator	32	VRG 2-way seated valves PN 16 (cast iron GG2	37
AMV(E) 55/56 Actuator	33	VRG 3-way seated valves PN 16 (cast iron GG2	38
AMV(E) 85/86 Actuator	33	VRB 2-way seated valves PN 16 (cast iron Rg5)	38
AMB-PBU25 Electronic power backup	33	External thread	38
Thermohyd. actuator ABV / TWA-Z	33	Internal thread	38
AMB 162/182 for rotating valves	33	VRB 3-way seated valves PN 16 (Rg5)	38
AMV(E)15/16/25/35/55 Accessories	33	External thread	38
Additional switches/potentiometers	33	Internal thread	39
AMV(E) 85/86 Accessories	34	VRG3/VRB3 Accessories	39
Additional switches/potentiometers	34	Tailpiece welded thread	39
AMB 162/182 Accessories	34	Tailpiece internal thread	39
AMV(E) 435/438SU Accessories	34	VRG3/VRB3 Accessories	39
Butterfly valves	34	Closing nuts/plugs	39
DH Butterfly valves	34	VRG3/VRB3 Spare parts	40
Wafer type VFY-WH	34	VF2 Valves PN16 (cast iron GG25)	40
Lug type VFY-LH	34	Flange connection	40
Wafer type VFY-WG Gear box	35	VF3 Valves PN 16 (cast iron GG25)	40
Wafer type VFY-LG Gear box	35	Flange connection	40
HVAC Butterfly valves	35	VF2/VF3 Spare parts	41
VFY-WA (Wafer type)	35	VL2 Valves PN 16 (cast iron GG25)	41
Spare parts HVAC actuator	37	VL3 Valves PN 16 (cast iron GG25)	41
ON/OFF zone valves, type AMZ	35	VL2/VL3 Spare parts	42
AMZ 112 2-way	35	VL2/VL3 Accessories	42
AMZ 113 3-way	36	Valves for Heating and Cooling	42
Rotary valves	36	RAV8 Valves	42
HRB3 3-way rotary valves PN10	36	RAV2 Valves	42
HRB4 4-way rotary valves PN10	36	VMT8 Valves	42
HFE3 3-way rotary valves with flange c	36		

Description	Page
VMT2 Valves	42
VMT Accessories	43
KOVM Valves	43
KOVM Accessories	43
Valves for Heating and Cooling	43
VMA 2-way Valves PN 16 (Rg5)	43
Zone/Terminal valve	43
VMA Accessories	43
Fittings	43
VMV 3-way Valves PN 16 (Rg5)	43
Zone/Terminal valve	43
Zone/Terminal valve	43
VMV Accessories	44
Nipples	44
VMA/VMV Spare parts	44
Zone and Terminal	44
AMV(E)130/140 Actuators for zone/tern	44
AMV(E)-H 130/140 Actuators for zone/t	44
AMV/E 130/140 Spare parts for actuato	44
VZL 2/3/4 Terminal and Zone valves	44
2-way valves, PN16	44
3-way valves, PN16	44
4-way valves, PN16	45
VZ 2/3/4 Terminal and Zone valves.	45
2-way valves, PN 16	45
3-way valves, PN 16	45
4-way valves, PN 16	45
2-way valves, PN16 Conex connection	45
3-way valves, PN16 Conex connection	45
4-way valves, PN16 Conex connection	45
VZ / VZL 2/3/4 Accessories for valves	46
VZ 2/3/4 Spare parts for valves	46
VRBZ3 Valves (Rg5)	46
External thread	46
Internal thread	46
VRG3/VRB3 Accessories for valves	46

Description	Page
Closing nuts/plugs	46
Ball Valves	47
Reduced Bore	47
Ball Valves with welded connection	47
PN 40 with handle	47
PN 25 with handle	47
PN 25 with gear flange	47
PN 25 with worm gear	47
Ball Valves with flanged connection	47
PN 40 with handle	47
PN 16 with handle	47
PN 25 with handle	47
PN 16 with gear flange	48
PN 25 with gear flange	48
PN 16 with worm gear	48
PN 25 with worm gear	48
Ball Valves with internally threaded connector	48
PN 40 with handle	48
Ball Valves with internally threaded / welded co	48
PN 40 with handle	48
Ball valves with flanged / welded connection	49
PN 40 with handle	49
PN 16 with handle	49
PN 25 with handle	49
PN 16 with gear flange	49
PN 25 with gear flange	49
PN 16 with worm gear	49
PN 25 with worm gear	49
Hot Tap Valves with welded connection	50
PN 40	50
PN 25	50
PN 40 with handle	50
PN 25 with handle	50
Hot Tap - Accessories	50
Locksaw complete with barb	50
Locksaw complete without barb	50
Locksaw (spare parts)	50
Adapter	50
Tool Box	50
Various Tools	50
Branching Valves with welded connection	51
PN 40	51
PN 25	51
Branching Valves with internally threaded / we	51

Description	Page
PN 40	51
Twin valves with welded connection	51
PN 40	51
Twin Valves with internally threaded connection	51
PN 40	51
Twin Valves with internally threaded / \	51
PN 40	51
Twin Valves with double pipes internal	52
PN 40 with T-handle	52
PN 40 with L-handle	52
PN 40 with hex	52
Twin Valves with double pipes internal	52
PN 40 with T-handle	52
PN 40 with L-handle	52
PN 40 with hex	52
Service Valves	52
PN 25	52
Ball Valves with copper connection	52
PN 16	52
PN 10	52
Ball Valves welded / copper connection	52
PN 16	52
PN 10	53
Ball Valves internally threaded / copper	53
PN 16	53
Twin Valves internally threaded / copper	53
Twin Valves for house insertion with copper	53
PN 16 with handle	53
PN 16 with T-handle red/blue	53
Ball Valves welded / externally threaded	53
PN 40	53
Ball Valves welded connection both ends	53
PN 40	53




Description	Page
Full Bore	53
Ball Valves with welded connection Full Bore	53
PN 40 with handle	53
PN 25 with handle	54
PN 25 with gear flange	54
PN 25 with worm gear	54
Ball Valves with flanged connection Full Bore	54
PN 40 with handle	54
PN 16 with handle	54
PN 25 with handle	54
PN 16 with gear flange	54
PN 25 with gear flange	54
PN 16 with worm gear	54
PN 25 with worm gear	54
Ball Valves with flanged / welded connection F	55
PN 40 with handle	55
PN 16 with handle	55
PN 25 with handle	55
PN 16 with gear flange	55
PN 25 with gear flange	55
PN 16 with worm gear	55
PN 25 with worm gear	55
Ball Valves for Underground	55
JIP-U Underground valve, PN 25	55
JIP-US Underground valve, PN 25	56
Ball Valve Accessories	57
Handle	57
Worm Gear	57
Worm & Bevel Gear	57
Electric Actuator AUMA NORM	57
Electric Actuator with AUMA Matic	57
Reduction Wrench (mobile gear) & Stem extension	57
T-key	57
Brazed Heat Exchangers	58
1 pass types	
XB 04-1	58
XB 06L-1	58
XB 06H-1	58
Insulation set for XB 06-1	58
XB 10-1	58
Insulation set for XB 10-1	59
XB 20-1	59
Insulation set for XB 20-1	59

Description	Page
XB 24-1	59
XB 30-1	59
Insulation set for XB 30-1	59
XB 37-1 H/L/M	60
XB 37H-1	60
XB 37L-1	60
XB 37M-1	60
Insulation set for XB 37-1	60
XB 40-1	60
Insulation set for XB 40-1	61
XB 51H-1	61
XB 51L-1	61
XB 51H-1 SB.3 support bolts on each s	61
XB 51L-1 SB3 support bolts on each si	61
Insulation set for XB 51-1	62
XB 60-1 Brackets included	62
XB 60-1 SB3 support bolts on each sid	62
Insulation set for XB 60-1	62
XB 70L-1. Brackets included	62
XB 70M-1. Brackets included	63
XB 70H-1. Brackets included	63
Insulation set for XB 70-1	63
Brazed Heat Exchangers 2 pass types	63
XB 04-2	63
XB 10-2	63
Insulation set for XB 10-2	64
XB 20-2	64
Insulation set for XB 20-2	64
XB 30-2	64
Insulation set for XB 30-2	64
XB 51H-2	64
XB 51L-2	64
Insulation set for XB 51-2	65



Description	Page
Gasketed Heat Exchangers 1 pass types	65
XG 10-1	65
Insulation set for XG 10-1	65
XG 14H-1	65
Insulation set for XG 14H-1	65
XG 18H-1	65
Insulation set for XG 18H-1	66
XG 20H-1	66
XG 20L-1	66
Insulation set for XG 20-1	66
XG 31-1 H/L	66
XG 31H-1	66
XG 31L-1	67
Insulation set for XG 31-1	67
XG 40-1	67
Insulation set for XG 40-1	67
XG 50-1	67
Insulation set for XG 50-1	68
Accessories for Heat Exchangers	68
Tailpieces	68
Mounting brackets	68
EPDM Gaskets, sets of 10	68
Plates for XG-10 - XG-70 sets of 10 (Material 1.4	68
Sets of 1 front and 1 back plate for 1 pass vers	69
Sets of 1 front, 1 back and 1 middle plates for 1	69
SONOMETER 1000	70
SONOMETER 2000	71
Infocal 6	72
SONOMETER Accessories	73
Index according to Code. No.	74 - 91
General Terms and Conditions of Sale	92 - 93
Inspection certificates drawn up in accordianc	94

Temperature control valves


RAVV/RAVI/RAVK, thermostatic element for 2- 3-way valves RAV/VMT/VMA/KOVM/VMV

Photo	Type	Code No.	Gross weight Kg	ABC Class	Description	DN	kvs	Price EUR
	RAVV	013U1251	0.38	A	range 40 - 70 °C, 1.5 m cap. tube	R 1/2		141
	RAVV	013U1252	0.37	A	range 27 - 56 °C, 1.5 m cap. tube	R 1/2		141
	RAVV	013U1253	0.50	A		R 1/2		159
	RAVV	013U1255	0.37	A	range 10 - 38 °C, 1.5 m cap. tube	R 1/2		141
	RAVI	013U8008	0.45	A	range 43 - 65 °C, 2.0 m cap. tube	R 1/2		113
	RAVK	013U8063	0.41	A		R 1/2		121
	RAVK	013U8072	0.40	A		R 1/2		121

FJV, thermostatic return temp. limiter

Photo	Type	Code No.	Gross weight Kg	ABC Class	Description	DN	kvs	Price EUR
Internal thread								
	FJV	003N2250	1.34	A	range 20 - 60 °C	15	1.9	307
	FJV	003N3250	1.35	A	range 20 - 60 °C	20	3.4	327
	FJV	003N4250	1.48	A	range 20 - 60 °C	25	5.5	363
External thread								
	FJV	003N5117	1.33	A	range 20 - 60 °C	15	1.9	316
	FJV	003N5118	1.33	A	range 20 - 60 °C	20	3.4	335
	FJV	003N5119	1.46	A	range 20 - 60 °C	25	5.5	375

FJV, spare parts and accessories

Photo	Type	Code No.	Gross weight Kg	ABC Class	Description	DN	kvs	Price EUR
Spare parts								
	SAC - Repair sets	003N0001	0.28		Top part spindle and handle for AVDA, AVDSA, AVTB or FJV (DN15-DN25)			29
	SAC - Repair sets	003N4006	0.02	A	For AVDA, AVDSA, AVTB or FJV DN15			26
	SAC - Repair sets	003N4007	0.04	A	For AVDA, AVDSA, AVTB or FJV DN20			32
	SAC - Repair sets	003N4008	0.04	A	For AVDA, AVDSA, AVTB or FJV DN25			35
	SAC - Thermostatic elements	003N0084	0.16	B	FJV Thermostatic Actuator 20-60° C			84
Accessories*)								
	Thread tailpieces	003H6902	0.18	A	Tailpiece external thread PN 25 DN15 R1/2			22
	Thread tailpieces	003H6903	0.31	A	Tailpiece external thread PN 25 DN20 R3/4			30
	Thread tailpieces	003H6904	0.49	A	Tailpiece external thread PN 25 DN25 R1			40
	Weld-on tailpieces	003H6908	0.20	A				22
	Weld-on tailpieces	003H6909	0.35	A				30
	Weld-on tailpieces	003H6910	0.49	A				40

*)The code no. contains two tailpieces.

AVTB, thermostatic valve



Photo	Type	Code No.	Gross weight Kg	ABC Class	Description	DN	kvs	Price EUR
Internal thread								
	AVTB	003N2232	1.70	A	range 0 - 30 °C, sensor Ø 18 x 210 mm	15	1.9	302
	AVTB	003N3232	1.72	A	range 0 - 30 °C, sensor Ø 18 x 210 mm	20	3.4	341
	AVTB	003N4232	1.82	A	range 0 - 30 °C, sensor Ø 18 x 210 mm	25	5.5	365
	AVTB	003N8141	1.51	A	range 30 - 100 °C, sensor Ø 9,5 x 150 mm	15	1.9	302
	AVTB	003N8142	1.54	A	range 30 - 100 °C, sensor Ø 9,5 x 150 mm	20	3.4	341
	AVTB	003N8143	1.68	A	range 30 - 100 °C, sensor Ø 9,5 x 150 mm	25	5.5	365
	AVTB	003N8229	1.52	A	range 20 - 60 °C, sensor Ø 9,5 x 180 mm	15	1.9	310
	AVTB	003N8230	1.56	A	range 20 - 60 °C, sensor Ø 9,5 x 180 mm	20	3.4	312
	AVTB	003N8253	1.71	A	range 20 - 60 °C, sensor Ø 9,5 x 180 mm	25	5.5	370


Photo	Type	Code No.	Gross weight Kg	ABC Class	Description	DN	kvs	Price EUR
External thread								
	AVTB	003N5101	1.72	C	range 0 - 30 °C, sensor Ø 18 x 210 mm	15	1.9	310
	AVTB	003N5102	1.71	C	range 0 - 30 °C, sensor Ø 18 x 210 mm	20	3.4	351
	AVTB	003N5103	1.89	C	range 0 - 30 °C, sensor Ø 18 x 210 mm	25	5.5	375
	AVTB	003N5114	1.52	A	range 20 - 60 °C, sensor Ø 9,5 x 180 mm	15	1.9	313
	AVTB	003N5115	1.55	A	range 20 - 60 °C, sensor Ø 9,5 x 150 mm	20	3.4	315
	AVTB	003N5116	1.65	A	range 20 - 60 °C, sensor Ø 9,5 x 150 mm	25	5.5	378
	AVTB	003N5141	1.57	A	range 30 - 100 °C, sensor Ø 9,5 x 150 mm	15	1.9	310
	AVTB	003N5142	1.51	A	range 30 - 100 °C, sensor Ø 9,5 x 150 mm	20	3.4	351
	AVTB	003N5143	1.66	A	range 30 - 100 °C, sensor Ø 9,5 x 150 mm	25	5.5	375
NPT thread								
AVTB	003N6032	1.71	C	range 0 - 30 °C, sensor Ø 18 x 210 mm, on request	15	1.9	302	
AVTB	003N6252	1.69	B	range 20 - 60 °C, sensor Ø 9,5 x 150 mm	15	1.9	306	
AVTB	003N6272	1.69	C	range 50 - 90 °C, sensor Ø 9,5 x 180 mm	15	1.9	302	
AVTB	003N7032	1.74	C	range 0 - 30 °C, sensor Ø 18 x 210 mm, request	20	3.4	341	
AVTB	003N7252	1.72	B	range 20 - 60 °C, sensor Ø 9,5 x 150 mm	20	3.4	344	
AVTB	003N7272	1.73	B	range 50 - 90 °C, sensor Ø 9,5 x 180 mm	20	3.4	341	
AVTB	003N8032	1.87	C	range 0 - 30 °C, sensor Ø 18 x 210 mm, request	25	5.5	365	
AVTB	003N8252	1.85	B	range 20 - 60 °C, sensor Ø 9,5 x 150 mm	25	5.5	370	
AVTB	003N8272	1.87	B	range 50 - 90 °C, sensor Ø 9,5 x 180 mm	25	5.5	365	

AVTB, spare parts and accessories

Photo	Type	Code No.	Gross weight Kg	ABC Class	Description	Price EUR
Spare parts						
	SAC - Repair sets	003N0001	0.28		Top part spindle and handle for AVDA, AVDSA, AVTB or FJV (DN15-DN25)	29
	SAC - Repair sets	003N4006	0.02	A	For AVDA, AVDSA, AVTB or FJV DN15	26
	SAC - Repair sets	003N4007	0.04	A	For AVDA, AVDSA, AVTB or FJV DN20	32
	SAC - Repair sets	003N4008	0.04	A	For AVDA, AVDSA, AVTB or FJV DN25	35
	SAC - Thermostatic elements	003N0130	0.43	A	AVTB Thermostatic Actuator 20-60° C, length 2.0 m	169
	SAC - Thermostatic elements	003N0131	0.42	A	AVTB Thermostatic Actuator 30-100° C, length 2.3 m	177
Accessories*)						
	Thread tailpieces	003H6902	0.18	A	Tailpiece external thread PN 25 DN15 R1/2	22
	Thread tailpieces	003H6903	0.31	A	Tailpiece external thread PN 25 DN20 R3/4	30
	Thread tailpieces	003H6904	0.49	A	Tailpiece external thread PN 25 DN25 R1	40
	Weld-on tailpieces	003H6908	0.20	A		22
	Weld-on tailpieces	003H6909	0.35	A		30
	Weld-on tailpieces	003H6910	0.49	A		40

*)The code no. contains two tailpieces.

AVT, temp. actuator for valves VG/VGF/VGS/VGU/VGUF




Photo	Type	Code No.	Gross weight Kg	ABC Class	Description	Connect.	kvs	Price EUR
	AVT	065-0596	1.40	A	Range -10 - 40 °C	R 1/2		627
	AVT	065-0597	1.41	A	Range 20 - 70 °C	R 1/2		627
	AVT	065-0598	1.38	A	Range 40 - 90 °C	R 1/2		627
	AVT	065-0599	1.40	A	Range 60 - 110 °C	R 1/2		627
	AVT	065-0600	1.68	B	Range -10 - 40 °C	R 3/4		627
	AVT	065-0601	1.62	A	Range 20 - 70 °C	R 3/4		627
	AVT	065-0602	1.62	A	Range 40 - 90 °C	R 3/4		627
	AVT	065-0603	1.60	A	Range 60 - 110 °C	R 3/4		627
	AVT	065-0604	1.72	A	Range 10 - 45 °C	R 3/4		627
	AVT	065-0605	1.65	A	Range 35 - 70 °C	R 3/4		627
	AVT	065-0606	1.75	B	Range 60 - 100 °C	R 3/4		627
	AVT	065-0607	1.75	B	Range 85 - 125 °C	R 3/4		627

conic ext. thread acc. to DIN 2999


AVT, spare parts and accessories

Photo	Type	Code No.	Gross weight Kg	ABC Class	Description	DN	kvs	Price EUR
	Immersion pockets	065-4414	0.12	C	AVT, 9.5 mm, Brass (Sensor 170 mm)			44
	Immersion pockets	065-4415	0.12	A	AVT, 9.5 mm, Stainless Steel (Sensor 170 mm)			128
	Immersion pockets	065-4416	0.21	B	AVT, 16 mm, Brass (Sensor 210 mm)			61
	Immersion pockets	065-4417	0.20	A	AVT, 16 mm, Stainless Steel (Sensor 210 mm)			273
	SAC - Stuffing box kits	065-4420	0.05	C	Sensor Stuffingbox set for AVT R 1/2"			20
	SAC - Stuffing box kits	065-4421	0.06	C	Sensor Stuffingbox set for AVT R 3/4"			20


STLV, Safety temperature limiter (STB)

Photo	Type	Code No.	Gross weight Kg	ABC Class	Description	DN	kvs	Price EUR
STLV PN25 threaded								
	STLV	065-0560	5.37	B	Range 45 - 95 °C	15	4	985
	STLV	065-0561	5.41	C	Range 45 - 95 °C	20	6.3	1007
	STLV	065-0562	5.59	C	Range 45 - 95 °C	25	8	1028
	STLV	065-0563	5.40	C	Range 60 - 110 °C	15	4	985
	STLV	065-0564	5.45	C	Range 60 - 110 °C	20	6.3	1007
	STLV	065-0565	5.60	C	Range 60 - 110 °C	25	8	1028
STLV PN25 flanged								
	STLV	065-0566	12.51	C	Range 45 - 95 °C	32	12.5	1233
	STLV	065-0567	13.92	C	Range 45 - 95 °C	40	16	1296
	STLV	065-0568	16.11	C	Range 45 - 95 °C	50	20	1457
	STLV	065-0569	12.66	C	Range 60 - 110 °C	32	12.5	1233
	STLV	065-0570	14.12	C	Range 60 - 110 °C	40	16	1296
	STLV	065-0571	15.80	C	Range 60 - 110 °C	50	20	1457
STLS PN25 threaded								
	STLS	065-0572	7.78	C	Range 45 - 95 °C	15	3.2	1330
	STLS	065-0573	7.55	C	Range 45 - 95 °C	20	4.5	1338
	STLS	065-0574	7.61	C	Range 45 - 95 °C	25	6.3	1349
	STLS	065-0575	7.55	C	Range 60 - 110 °C	15	3.2	1330
	STLS	065-0576	7.84	C	Range 60 - 110 °C	20	4.5	1338
	STLS	065-0577	7.53	C	Range 60 - 110 °C	25	6.3	1349





STM, actuator for Safety temperature monitor (STW)

Photo	Type	Code No.	Gross weight Kg	ABC Class	Description	DN	kvs	Price EUR
	STM	065-0608	2.70	A	Range 30 - 110 °C			791
	STM	065-0609	2.78	C	Range 20 - 75 °C			791
	STM	065-0610	2.70	B	Range 40 - 95 °C			791

Spare parts for STL

Photo	Type	Code No.	Gross weight Kg	ABC Class	Description	DN	kvs	Price EUR
	STL	065-0611	4.65	C				870
	STL	065-0612	2.20	C				870
	STL	065-0613	4.38	C				870
	Control Unit STL	065-0614	2.59	C				733
	Control Unit STL	065-0615	2.64	B				733
	Control Unit STL	065-0616	2.58	C				733
	Control Unit STL	065-0617	2.43	C				733
	Control Unit STL	065-0618	2.40	C				733
	Control Unit STL	065-0619	2.57	C				936


AFT, temp. actuator, for 2- and 3-way flanged valves VFG/VGS/VFU (R1 conic male thread acc. to DIN 2999)

Photo	Type	Code No.	Gross weight Kg	ABC Class	Description	DN	kvs	Price EUR
	AFT 06	065-4390	4.64	B	range -20 - 50 °C			1254
	AFT 06	065-4391	4.55	A	range 20 - 90 °C			1254
	AFT 06	065-4392	4.55	A	range 40 - 110 °C			1254
	AFT 06	065-4393	4.59	B	range 60 - 130 °C			1254
	AFT 06	065-4394	4.54	C	range 110 - 180 °C			1515
	AFT 26	065-4396	5.20	C	range -20 - 50 °C			1671
	AFT 26	065-4397	5.05	C	range 20 - 90 °C			1671
	AFT 26	065-4398	5.04	C	range 40 - 110 °C			1671
	AFT 26	065-4399	5.05	C	range 60 - 130 °C			1671
	AFT 17	065-4400	5.15	C	range -20 - 50 °C			1557
	AFT 17	065-4401	5.14	B	range 20 - 90 °C			1557
	AFT 17	065-4402	5.10	C	range 40 - 110 °C			1557
	AFT 17	065-4403	5.13	C	range 60 - 130 °C			1557
	AFT 27	065-4404	5.74	C	range -20 - 50 °C			1972
	AFT 27	065-4405	5.57	C	range 20 - 90 °C			1972
	AFT 27	065-4406	5.59	C	range 40 - 110 °C			1972
	AFT 27	065-4407	5.61	C	range 60 - 130 °C			1972


AFT, spare parts and accessories

Photo	Type	Code No.	Gross weight Kg	ABC Class	Description	DN	kvs	Price EUR
	Immersion pockets	003G1399	0.57	C	Immersion pockets, AFT, R1 Z, Brass			157
	Immersion pockets	003G1400	0.62	A	Immersion pockets, AFT, R1 Z, Stainless Steel			368

IHPT

Photo	Type	Code No.	Gross weight Kg	ABC Class	Description	DN	kvs	Price EUR
	IHPT	003L3813	1.29	A	range 45 - 65 °C	15	2.4	723
	IHPT	003L3815	1.43	A	range 45 - 65 °C	15	3	795


AVTQ, flow-compensated thermostatic valve

Photo	Type	Code No.	Gross weight Kg	ABC Class	Description	DN	kvs	Price EUR
	AVTQ	003L7015	3.59	A		15		723
	AVTQ	003L7020	3.57	A		20		723


AVTQ, spare parts

Photo	Type	Code No.	Gross weight Kg	ABC Class	Description	DN	kvs	Price EUR
	SAC - Miscellaneous	003L7101	0.05	B	Compression fittings for AVTQ, Ø 6			26
	SAC - Thermostatic elements	003L7100	0.43	A	Sensor element AVTQ with complete gland			144
	SAC - Stuffing box kits	003L3154	0.02	A	Stuffing box for diaphragm housing, AVTQ			16
	SAC - Stuffing box kits	003L7120	0.06	C	Sensor stuffing box (stop), AVTQ			26
	SAC - Diaphragms	003L7111	1.28	B	Diaphragm element AVTQ excl. compressing fittings			322
	SAC - Valves	003L7108	0.78	A	Pilote valve AVTQ excl. compressing fittings			125
	SAC - Valves	003L7107	0.85	C	Valve body AVTQ with complete valve insert (DN15)			297
	SAC - Valves	003L7109	0.77	C	Valve body AVTQ with complete valve insert (DN20)			297



VG, VGF valve (NO) for AVT, STM

Photo	Type	Code No.	Gross weight Kg	ABC Class	Description	DN	kvs	Price EUR
VG PN25, treaded								
	VG	065B0770	0.81	B	2-way valve VG PN25 15/0,4 2-way	15	0.4	446
	VG	065B0771	0.79	A	2-way valve VG PN25 15/1 2-way	15	1	446
	VG	065B0772	0.80	B	2-way valve VG PN25 15/1,6 2-way	15	1.6	446
	VG	065B0773	0.80	A	2-way valve VG PN25 15/2,5 2-way	15	2.5	446
	VG	065B0774	0.77	A	2-way valve VG PN25 15/4 2-way	15	4	446
	VG	065B0775	0.83	A	2-way valve VG PN25 20/6,3 2-way	20	6.3	521
	VG	065B0776	0.98	A	2-way valve VG PN25 25/8 2-way	25	8	592
	VG	065B0777	2.98	A	2-way valve VG PN25 32/12,5	32	12.5	610
	VG	065B0778	3.28	A	2-way valve VG PN25 40/16 2-way	40	16	668
	VG	065B0779	3.80	A	2-way valve VG PN25 50/20 2-way	50	20	741


VG PN25, flanged

	VGF	065B0780	3.73	B	2-way flange valve VGF PN25	15	4	527
	VGF	065B0781	4.37	B	2-way flange valve VGF PN25	20	6.3	616
	VGF	065B0782	4.69	A	2-way flange valve VGF PN25	25	8	695
	VGF	065B0783	8.06	A	2-way flange valve VGF PN25	32	12.5	784
	VGF	065B0784	9.90	A	2-way flange valve VGF PN25	40	16	860
	VGF	065B0785	11.56	A	2-way flange valve VGF PN25	50	20	952

VGU, valves(NC) for AVT, STM and electrical actuators


Photo	Type	Code No.	Gross weight Kg	ABC Class	Description	DN	kvs	Price EUR
VGU PN25 threaded								
	VGU	065B0791	0.85	A	2-way valve (NC) VGU PN25	15	4	554
	VGU	065B0792	0.88	B	2-way valve (NC) VGU PN25	20	6.3	645
	VGU	065B0793	1.05	A	2-way valve (NC) VGU PN25	25	8	732
	VGU	065B0794	3.19	C	2-way valve (NC) VGU PN25	32	12.5	775
	VGU	065B0795	3.30	C	2-way valve (NC) VGU PN25	40	16	851
	VGU	065B0796	4.05	C	2-way valve (NC) VGU PN25	50	20	941
VGUF PN25 flanged								
	VGUF	065B0797	7.69	C	2-way flange valve (NC) VGUF PN25	32	12.5	1005
	VGUF	065B0798	9.87	C	2-way flange valve (NC) VGUF PN25	40	16	1059
	VGUF	065B0799	11.58	B	2-way flange valve (NC) VGUF PN25	50	20	1240

VGS, valve for steam for AVT, STM and electrical actuators

Photo	Type	Code No.	Gross weight Kg	ABC Class	Description	DN	kvs	Price EUR
PN25								
	VGS	065B0786	1.29	C	2-way valve for steam VGS PN25	15	1	640
	VGS	065B0787	1.35	C	2-way valve for steam VGS PN25	15	1.6	640
	VGS	065B0788	1.24	A	2-way valve for steam VGS PN25	15	3.2	640
	VGS	065B0789	1.38	A	2-way valve for steam VGS PN25	20	4.5	744
	VGS	065B0790	1.58	A	2-way valve for steam VGS PN25	25	6.3	846

Differential pressure and flow control valves

AVPL, differential pressure controller


Photo	Type	Code No.	Gross weight Kg	ABC Class	Description	DN	kvs	Price EUR
	AVPL	003L5030	0.65	A		15	1	209
	AVPL	003L5031	0.69	A		15	1.6	209

AVPL, spare parts and accessories


Photo	Type	Code No.	Gross weight Kg	ABC Class	Description	DN	kvs	Price EUR
Accessories*)								
	Thread tailpieces	003H6902	0.18	A		15		22
	Weld-on tailpieces	003H6908	0.20	A		15		22

*The code no. contains two tailpieces.

AVP, differential pressure controller

Photo	Type	Code No.	Gross weight Kg	ABC Class	Description	DN	kvs	Price EUR
PN16 threaded (return mounting)								
	AVP	003H6200	1.91	A	Range 0.05 - 0.5 bar	15	1.6	389
	AVP	003H6201	2.08	A	Range 0,05 - 0,5 bar	15	2.5	381
	AVP	003H6202	2.05	A	Range 0,05 - 0,5 bar	15	4	381
	AVP	003H6203	1.97	A	Range 0,05 - 0,5 bar	20	6.3	390
	AVP	003H6204	2.12	A	Range 0,05 - 0,5 bar	25	8	415
	AVP	003H6205	2.54	A	Range 0,05 - 0,5 bar	32	10	616
	AVP	003H6206	1.96	A	Range 0,2 - 1,0 bar	15	1.6	381
	AVP	003H6207	2.08	A	Range 0,2 - 1,0 bar	15	2.5	381
	AVP	003H6208	1.95	A	Range 0,2 - 1,0 bar	15	4	381
	AVP	003H6209	1.98	A	Range 0,2 - 1,0 bar	20	6.3	390
	AVP	003H6210	2.16	A	Range 0,2 - 1,0 bar	25	8	415
	AVP	003H6212	1.99	C	Range 0,8 - 1,6 bar	15	1.6	398
	AVP	003H6213	1.97	B	Range 0,8 - 1,6 bar	15	2.5	398
	AVP	003H6214	2.08	B	Range 0,8 - 1,6 bar	15	4	398
	AVP	003H6215	2.00	B	Range 0,8 - 1,6 bar	20	6.3	405
	AVP	003H6216	2.20	B	Range 0,8 - 1,6 bar	25	8	414
	AVP	003H6217	2.24	B	Range 0,8 - 1,6 bar	32	10	640

AVP-F PN16 threaded with fixed setting (return mounting)

Photo	Type	Code No.	Gross weight Kg	ABC Class	Description	DN	kvs	Price EUR
	AVP-F	003H6218	1.72	C	0,2 bar	15	1.6	343
	AVP-F	003H6219	1.56	C	0,2 bar	15	2.5	343
	AVP-F	003H6220	1.56	B	0,2 bar	15	4	343
	AVP-F	003H6221	1.59	B	0,2 bar	20	6.3	350
	AVP-F	003H6222	1.78	C	0,2 bar	25	8	375
	AVP-F	003H6224	1.60	C	0,3 bar	15	1.6	343
	AVP-F	003H6225	1.71	C	0,3 bar	15	2.5	343
	AVP-F	003H6226	1.56	C	0,3 bar	15	4	343
	AVP-F	003H6227	1.60	C	0,3 bar	20	6.3	350
	AVP-F	003H6228	1.87	C	0,3 bar	25	8	375
	AVP-F	003H6229	2.15	B	0,3 bar	32	10	522
	AVP-F	003H6230	1.72	C	0,5 bar	15	1.6	343
	AVP-F	003H6231	1.77	C	0,5 bar	15	2.5	343
	AVP-F	003H6232	1.57	C	0,5 bar	15	4	343
	AVP-F	003H6233	1.63	C	0,5 bar	20	6.3	350
	AVP-F	003H6234	1.80	B	0,5 bar	25	8	375

PN16 threaded (flow mounting)



Photo	Type	Code No.	Gross weight Kg	ABC Class	Description	DN	kvs	Price EUR
	AVP	003H6238	1.97	A	Range 0,05 - 0,5 bar	15	1.6	376
	AVP	003H6239	1.97	B	Range 0,05 - 0,5 bar	15	2.5	376
	AVP	003H6240	1.98	A	Range 0,05 - 0,5 bar	15	4	376
	AVP	003H6241	2.00	A	Range 0,05 - 0,5 bar	20	6.3	382
	AVP	003H6242	2.17	A	Range 0,05 - 0,5 bar	25	8	415
	AVP	003H6243	2.57	A	Range 0,05 - 0,5 bar	32	10	616
	AVP	003H6244	2.00	B	Range 0,2 - 1,0 bar	15	1.6	376
	AVP	003H6245	1.99	B	Range 0,2 - 1,0 bar	15	2.5	376
	AVP	003H6246	2.03	B	Range 0,2 - 1,0 bar	15	4	376
	AVP	003H6247	2.04	A	Range 0,2 - 1,0 bar	20	6.3	382
	AVP	003H6248	2.20	B	Range 0,2 - 1,0 bar	25	8	415

Photo	Type	Code No.	Gross weight Kg	ABC Class	Description	DN	kvs	Price EUR
PN25 threaded (return mounting)								
	AVP	003H6283	3.38	B	Range 0,2 - 1,0 bar	15	1.6	674
	AVP	003H6284	3.43	B	Range 0,2 - 1,0 bar	15	2.5	674
	AVP	003H6285	3.41	C	Range 0,2 - 1,0 bar	15	4	674
	AVP	003H6286	3.44	B	Range 0,2 - 1,0 bar	20	6.3	699
	AVP	003H6287	3.62	B	Range 0,2 - 1,0 bar	25	8	753
	AVP	003H6293	3.46	B	Range 0,3 - 2,0 bar	15	1.6	674
	AVP	003H6294	3.44	B	Range 0,3 - 2,0 bar	15	2.5	674
	AVP	003H6295	3.47	B	Range 0,3 - 2,0 bar	15	4	674
	AVP	003H6296	3.59	B	Range 0,3 - 2,0 bar	20	6.3	699
	AVP	003H6297	3.75	B	Range 0,3 - 2,0 bar	25	8	753

AVP-F PN25 threaded fixed setting (return mounting)



	AVP-F	003H6301	2.82	C	0,2 bar	15	4	440
	AVP-F	003H6302	2.79	C	0,2 bar	20	6.3	462
	AVP-F	003H6303	2.94	C	0,2 bar	25	8	514
	AVP-F	003H6307	2.97	C	0,5 bar	15	4	440
	AVP-F	003H6308	2.51	C	0,5 bar	20	6.3	462
	AVP-F	003H6309	2.95	C	0,5 bar	25	8	514

Photo	Type	Code No.	Gross weight Kg	ABC Class	Description	DN	kvs	Price EUR
PN25 threaded (flow mounting)								
	AVP	003H6315	3.61	A	Range 0,2 - 1,0 bar	15	1.6	674
	AVP	003H6316	3.60	B	Range 0,2 - 1,0 bar	15	2.5	674
	AVP	003H6317	3.59	B	Range 0,2 - 1,0 bar	15	4	674
	AVP	003H6318	3.56	A	Range 0,2 - 1,0 bar	20	6.3	699
	AVP	003H6319	3.74	A	Range 0,2 - 1,0 bar	25	8	753
	AVP	003H6325	3.61	B	Range 0,3 - 2,0 bar	15	1.6	674
	AVP	003H6326	3.60	B	Range 0,3 - 2,0 bar	15	2.5	674
	AVP	003H6327	3.59	A	Range 0,3 - 2,0 bar	15	4	674
	AVP	003H6328	3.64	A	Range 0,3 - 2,0 bar	20	6.3	699
	AVP	003H6329	3.89	A	Range 0,3 - 2,0 bar	25	8	753

AVP-F PN25 threaded fixed setting (flow mounting)


	AVP-F	003H6333	2.97	C	0,2 bar	15	4	440
	AVP-F	003H6334	2.91	C	0,2 bar	20	6.3	462
	AVP-F	003H6335	3.15	C	0,2 bar	25	8	514
	AVP-F	003H6339	2.97	C	0,5 bar	15	4	440
	AVP-F	003H6340	2.99	C	0,5 bar	20	6.3	462
	AVP-F	003H6341	3.14	C	0,5 bar	25	8	514


Photo	Type	Code No.	Gross weight Kg	ABC Class	Description	DN	kvs	Price EUR
PN25 flanged (return mounting)								
	AVP	003H6345	6.26	C	Range 0,2 - 1,0 bar	15	4	844
	AVP	003H6346	6.91	C	Range 0,2 - 1,0 bar	20	6.3	874
	AVP	003H6347	7.75	B	Range 0,2 - 1,0 bar	25	8	939
	AVP	003H6348	10.54	A	Range 0,2 - 1,0 bar	32	12.5	1500
	AVP	003H6349	12.27	A	Range 0,2 - 1,0 bar	40	16	1544
	AVP	003H6350	14.06	A	Range 0,2 - 1,0 bar	50	20	1625
	AVP	003H6351	6.35	B	Range 0,3 - 2,0 bar	15	4	844
	AVP	003H6352	6.96	C	Range 0,3 - 2,0 bar	20	6.3	874
	AVP	003H6353	7.48	C	Range 0,3 - 2,0 bar	25	8	939
	AVP	003H6354	10.84	A	Range 0,3 - 2,0 bar	32	12.5	1500
	AVP	003H6355	12.31	A	Range 0,3 - 2,0 bar	40	16	1544
	AVP	003H6356	14.17	A	Range 0,3 - 2,0 bar	50	20	1625



Photo	Type	Code No.	Gross weight Kg	ABC Class	Description	DN	kvs	Price EUR
AVP-F PN25 flanged fixed setting (return mounting)								
	AVP-F	003H6357	5.49	C	0,2 bar	15	4	551
	AVP-F	003H6358	5.84	C	0,2 bar	20	6.3	579
	AVP-F	003H6359	6.45	C	0,2 bar	25	8	644
	AVP-F	003H6360	10.26	C	0,2 bar	32	12.5	1176
	AVP-F	003H6361	11.56	C	0,2 bar	40	16	1220
	AVP-F	003H6362	13.40	C	0,2 bar	50	20	1298
	AVP-F	003H6363	5.10	C	0,5 bar	15	4	551
	AVP-F	003H6364	5.84	C	0,5 bar	20	6.3	579
	AVP-F	003H6365	6.45	C	0,5 bar	25	8	644
	AVP-F	003H6366	10.12	C	0,5 bar	32	12.5	1176
	AVP-F	003H6367	11.64	C	0,5 bar	40	16	1220
	AVP-F	003H6368	13.60	C	0,5 bar	50	20	1298



Photo	Type	Code No.	Gross weight Kg	ABC Class	Description	DN	kvs	Price EUR
PN25 flanged (flow mounting)								
	AVP	003H6369	6.38	B	Range 0,2 - 1,0 bar	15	4	844
	AVP	003H6370	6.94	B	Range 0,2 - 1,0 bar	20	6.3	874
	AVP	003H6371	7.55	B	Range 0,2 - 1,0 bar	25	8	939
	AVP	003H6372	10.80	A	Range 0,2 - 1,0 bar	32	12.5	1500
	AVP	003H6373	12.40	A	Range 0,2 - 1,0 bar	40	16	1544
	AVP	003H6374	14.28	A	Range 0,2 - 1,0 bar	50	20	1625
	AVP	003H6375	6.48	A	Range 0,3 - 2,0 bar	15	4	844
	AVP	003H6376	7.13	B	Range 0,3 - 2,0 bar	20	6.3	874
	AVP	003H6377	7.65	B	Range 0,3 - 2,0 bar	25	8	939
	AVP	003H6378	10.97	A	Range 0,3 - 2,0 bar	32	12.5	1500
	AVP	003H6379	12.46	A	Range 0,3 - 2,0 bar	40	16	1544
	AVP	003H6380	14.39	A	Range 0,3 - 2,0 bar	50	20	1625

AVP-F PN25 flanged fixed setting (flow mounting)




	AVP-F	003H6381	5.10	C	0,2 bar	15	4	551
	AVP-F	003H6382	5.84	C	0,2 bar	20	6.3	579
	AVP-F	003H6383	6.45	C	0,2 bar	25	8	644
	AVP-F	003H6384	10.59	C	0,2 bar	32	12.5	1176
	AVP-F	003H6385	11.82	C	0,2 bar	40	16	1220
	AVP-F	003H6386	13.64	C	0,2 bar	50	20	1298
	AVP-F	003H6387	5.81	C	0,5 bar	15	4	551
	AVP-F	003H6388	5.84	C	0,5 bar	20	6.3	579
	AVP-F	003H6389	6.45	C	0,5 bar	25	8	644
	AVP-F	003H6390	10.09	C	0,5 bar	32	12.5	1176
	AVP-F	003H6391	10.77	C	0,5 bar	40	16	1220
	AVP-F	003H6392	13.69	C	0,5 bar	50	20	1298

Other controllers available on request

AFP(B,-9), pressure actuators, (valve types VFG2(1)/VFGS2)


Photo	Type	Code No.	Gross weight Kg	ABC Class	Description	DN	kvs	Price EUR
AFP(B)								
	AFP	003G1016	14.52	A	range 0.15 - 1.5 bar			1101
	AFP	003G1017	12.90	A	range 0.1 - 0.7 bar			1101
	AFP	003G1018	22.74	A	range 0.05 - 0.35 bar			1513
AFP-9								
	AFP-9	003G1014	8.95	A	range 1 - 6 bar			1026
	AFP-9	003G1015	7.38	A	range 0,5 - 3 bar			1026

AVQ, flow controller

Photo	Type	Code No.	Gross weight Kg	ABC Class	Description	DN	kvs	Price EUR
PN16 threaded								
	AVQ	003H6711	1.71	A	Range 0,06 - 1,4 / 0,2 m3/h	15	1.6	369
	AVQ	003H6712	1.55	B	Range 0,08 - 1,8 / 0,2 m3/h	15	2.5	369
	AVQ	003H6713	1.69	B	Range 0,09 - 2,7 / 0,2 m3/h	15	4	369
	AVQ	003H6714	1.89	A	Range 0,1 - 4,5 / 0,2 m3/h	20	6.3	440
	AVQ	003H6715	2.08	A	Range 0,1 - 6 / 0,2 m3/h	25	8	542
PN25 threaded								
	AVQ	003H6722	2.69	C	Range 0,03 - 0,86 / 0,2 m3/h	15	1.6	490
	AVQ	003H6723	2.84	C	Range 0,07 - 1,4 / 0,2 m3/h	15	2.5	490
	AVQ	003H6724	2.83	A	Range 0,07 - 2,2 / 0,2 m3/h	15	4	504
	AVQ	003H6725	2.90	B	Range 0,16 - 3 / 0,2 m3/h	20	6.3	609
	AVQ	003H6726	3.05	B	Range 0,2 - 3,5 / 0,2 m3/h	25	8	753
	AVQ	003H6727	5.35	A	Range 0,4 - 8 / 0,2 m3/h	32	12.5	1235
	AVQ	003H6728	5.47	B	Range 0,8 - 10 / 0,2 m3/h	40	16	1689
	AVQ	003H6729	6.21	C	Range 0,8 - 12 / 0,2 m3/h	50	20	1833
PN25 flanged								
	AVQ	003H6730	10.23	B	Range 0,4 - 8 / 0,2 m3/h	32	12.5	1407
	AVQ	003H6731	11.75	B	Range 0,8 - 10 / 0,2 m3/h	40	16	1851
	AVQ	003H6732	13.51	C	Range 0,8 - 12 / 0,2 m3/h	50	20	2021

Other controllers available on request

AFQ, pressure actuators, (valve types VFQ2(1))

Photo	Type	Code No.	Gross weight Kg	ABC Class	Description	DN	kvs	Price EUR
	AFQ	003G1024	9.68	A				579
	AFQ	003G1025	9.74	A				579

AVQT, flow controller with thermostat connection




Photo	Type	Code No.	Gross weight Kg	ABC Class	Description	DN	kvs	Price EUR
PN25, threaded								
	AVQT	003H6759	3.05	C	Range 0,03 - 0,86 / 0,2 m3/h	15	1.6	544
	AVQT	003H6760	3.07	C	Range 0,07 - 1,4 / 0,2 m3/h	15	2.5	544
	AVQT	003H6761	3.04	B	Range 0,07 - 2,2 / 0,2 m3/h	15	4	544
	AVQT	003H6762	3.11	B	Range 0,16 - 3 / 0,2 m3/h	20	6.3	651
	AVQT	003H6763	3.27	B	Range 0,2 - 3,5 / 0,2 m3/h	25	8	794

Photo	Type	Code No.	Gross weight Kg	ABC Class	Description	DN	kvs	Price EUR
PN25, flanged								
	AVQT	003H6767	10.45	B	Range 0,4 - 8 / 0,2 m3/h	32	12.5	1449
	AVQT	003H6768	12.01	C	Range 0,8 - 10 / 0,2 m3/h	40	16	1891
	AVQT	003H6769	13.85	C	Range 0,8 - 12 / 0,2 m3/h	50	20	2061

Other controllers available on request

AVPB, differential pressure controller and flow limiter

Photo	Type	Code No.	Gross weight Kg	ABC Class	Description	DN	kvs	Price EUR
PN16 threaded (return mounting)								
	AVPB	003H6393	2.11	B	Range 0,05 - 0,5 bar	15	1.6	547
	AVPB	003H6394	2.11	C	Range 0,05 - 0,5 bar	15	2.5	547
	AVPB	003H6395	2.09	C	Range 0,05 - 0,5 bar	15	4	547
	AVPB	003H6396	2.15	C	Range 0,05 - 0,5 bar	20	6.3	610
	AVPB	003H6397	2.30	C	Range 0,05 - 0,5 bar	25	8	706
	AVPB	003H6398	2.69	C	Range 0,05 - 0,5 bar	32	10	1401
	AVPB	003H6399	1.95	B	Range 0,2 - 1,0 bar	15	1.6	547
	AVPB	003H6400	2.13	B	Range 0,2 - 1,0 bar	15	2.5	547
	AVPB	003H6401	2.37	B	Range 0,2 - 1,0 bar	15	4	547
	AVPB	003H6402	2.19	B	Range 0,2 - 1,0 bar	20	6.3	610
AVPB	003H6403	2.32	A	Range 0,2 - 1,0 bar	25	8	706	

AVPB-F PN16 threaded fixed setting (return mounting)


	AVPB-F	003H6411	1.55	B	0,2 bar	15	1.6	465
	AVPB-F	003H6412	1.67	A	0,2 bar	15	2.5	465
	AVPB-F	003H6413	1.82	C	0,2 bar	15	4	465
	AVPB-F	003H6414	1.70	C	0,2 bar	20	6.3	518
	AVPB-F	003H6415	1.88	C	0,2 bar	25	8	597
	AVPB-F	003H6416	2.05	C	0,2 bar	32	10	1191
	AVPB-F	003H6417	1.68	C	0,3 bar	15	1.6	465
	AVPB-F	003H6418	1.55	B	0,3 bar	15	2.5	465
	AVPB-F	003H6419	1.68	C	0,3 bar	15	4	465
	AVPB-F	003H6420	1.75	C	0,3 bar	20	6.3	518
	AVPB-F	003H6421	1.89	C	0,3 bar	25	8	597
	AVPB-F	003H6422	2.24	C	0,3 bar	32	10	1191
	AVPB-F	003H6423	1.69	C	0,5 bar	15	1.6	465
	AVPB-F	003H6424	1.69	C	0,5 bar	15	2.5	465
	AVPB-F	003H6425	1.69	C	0,5 bar	15	4	465
AVPB-F	003H6426	1.75	C	0,5 bar	20	6.3	518	
AVPB-F	003H6427	1.89	C	0,5 bar	25	8	597	


Photo	Type	Code No.	Gross weight Kg	ABC Class	Description	DN	kvs	Price EUR
PN25 threaded (return mounting)								
	AVPB	003H6444	3.51	B	Range 0,2 - 1,0 bar	15	1.6	756
	AVPB	003H6445	3.54	B	Range 0,2 - 1,0 bar	15	2.5	756
	AVPB	003H6446	3.46	B	Range 0,2 - 1,0 bar	15	4	756
	AVPB	003H6447	3.60	C	Range 0,2 - 1,0 bar	20	6.3	842
	AVPB	003H6448	3.71	B	Range 0,2 - 1,0 bar	25	8	990
	AVPB	003H6449	5.99	B	Range 0,2 - 1,0 bar	32	12.5	1595
	AVPB	003H6450	6.10	B	Range 0,2 - 1,0 bar	40	16	2149

Photo	Type	Code No.	Gross weight Kg	ABC Class	Description	DN	kvs	Price EUR
	AVPB	003H6451	6.79	B	Range 0,2 - 1,0 bar	50	20	2323
	AVPB	003H6452	3.55	C	Range 0,3 - 2,0 bar	15	1.6	756
	AVPB	003H6453	3.55	C	Range 0,3 - 2,0 bar	15	2.5	756
	AVPB	003H6454	3.55	C	Range 0,3 - 2,0 bar	15	4	756
	AVPB	003H6455	3.61	C	Range 0,3 - 2,0 bar	20	6.3	842
	AVPB	003H6456	3.74	C	Range 0,3 - 2,0 bar	25	8	990
	AVPB	003H6457	5.99	C	Range 0,3 - 2,0 bar	32	12.5	1595
	AVPB	003H6458	6.21	C	Range 0,3 - 2,0 bar	40	16	2149
	AVPB	003H6459	6.91	C	Range 0,3 - 2,0 bar	50	20	2323

AVPB-F PN25 threaded (return mounting)



AVPB-F	003H6460	2.88	C	0,5 bar	15	1.6	505
AVPB-F	003H6461	2.83	B	0,5 bar	15	2.5	505
AVPB-F	003H6462	2.83	C	0,5 bar	15	4	505
AVPB-F	003H6463	2.91	B	0,5 bar	20	6.3	610
AVPB-F	003H6464	3.12	C	0,5 bar	25	8	755
AVPB-F	003H6465	5.35	C	0,5 bar	32	12.5	1240
AVPB-F	003H6466	5.57	C	0,5 bar	40	16	1692
AVPB-F	003H6467	6.21	C	0,5 bar	50	20	1836

PN25 flanged (return mounting)



AVPB	003H6468	10.98	C	Range 0,2 - 1,0 bar	32	12.5	1755
AVPB	003H6469	12.55	C	Range 0,2 - 1,0 bar	40	16	2294
AVPB	003H6470	14.28	C	Range 0,2 - 1,0 bar	50	20	2484
AVPB	003H6471	11.05	C	Range 0,3 - 2,0 bar	32	12.5	1755
AVPB	003H6472	12.44	C	Range 0,3 - 2,0 bar	40	16	2294
AVPB	003H6473	14.36	C	Range 0,3 - 2,0 bar	50	20	2484


AVPB-F PN25 flanged (return mounting)




AVPB-F	003H6474	10.26	B	0,5 bar	32	12.5	1407
AVPB-F	003H6475	11.80	C	0,5 bar	40	16	1851
AVPB-F	003H6476	13.64	C	0,5 bar	50	20	2021

Other controllers available on request


AFPB(-F), pressure actuators (valve types VFQ2(1))

Photo	Type	Code No.	Gross weight Kg	ABC Class	Description	DN	kvs	Price EUR
AFPB, see AFP(B)								
AFPB-F								
	AFPB-F	003G1026	9.60	C	0.2 bar			612
	AFPB-F	003G1027	9.81	B	0.5 bar			612

AVPBT, differential pressure and temperature controller and flow limiter

Photo	Type	Code No.	Gross weight Kg	ABC Class	Description	DN	kvs	Price EUR
	AVPBT	003H6801	3.00	C	Range 0,2 - 1,0 bar	15	4	747
	AVPBT	003H6802	5.87	C	Range 0,2 - 1,0 bar	20	6.3	832
	AVPBT	003H6803	6.15	C	Range 0,2 - 1,0 bar	25	8	981
	AVPBT	003H6804	12.66	C	Range 0,2 - 1,0 bar	32	12.5	1800
	AVPBT	003H6805	14.47	C	Range 0,2 - 1,0 bar	40	16	2282
	AVPBT	003H6806	16.63	C	Range 0,2 - 1,0 bar	50	20	2478

AVPBT-F, differential pressure and temperature controller and flow limitation and fixed setting

Photo	Type	Code No.	Gross weight Kg	ABC Class	Description	DN	kvs	Price EUR
PN25, threaded								
	AVPBT-F	003H6586	3.12	B	0,5 bar	15	2.5	544
	AVPBT-F	003H6587	2.82	C	0,5 bar	15	4	544
	AVPBT-F	003H6588	2.85	C	0,5 bar	20	6.3	651
	AVPBT-F	003H6589	3.32	C	0,5 bar	25	8	794

Other controllers available on request

AVPQ (-4), differential pressure and flow controller












Photo	Type	Code No.	Gross weight Kg	ABC Class	Description	DN	kvs	Price EUR	
PN16 threaded (return mounting)									
	AVPQ	003H6477	3.00	B	Range 0,1 - 0,5 / 0,2 bar	15	1.6	744	
	AVPQ	003H6478	2.98	C	Range 0,1 - 0,5 / 0,2 bar	15	2.5	744	
	AVPQ	003H6479	2.99	B	Range 0,1 - 0,5 / 0,2 bar	15	4	744	
	AVPQ	003H6480	3.08	C	Range 0,1 - 0,5 / 0,2 bar	20	6.3	794	
	AVPQ	003H6481	3.19	B	Range 0,1 - 0,5 / 0,2 bar	25	8	887	
	AVPQ	003H6482	3.99	C	Range 0,1 - 0,5 / 0,2 bar	32	10	1743	
	AVPQ	003H6483	3.04	B	Range 0,2 - 1,0 / 0,2 bar	15	1.6	744	
	AVPQ	003H6484	3.08	B	Range 0,2 - 1,0 / 0,2 bar	15	2.5	744	
	AVPQ	003H6485	3.01	B	Range 0,2 - 1,0 / 0,2 bar	15	4	744	
	AVPQ	003H6486	3.07	A	Range 0,2 - 1,0 / 0,2 bar	20	6.3	794	
	AVPQ	003H6487	3.24	A	Range 0,2 - 1,0 / 0,2 bar	25	8	887	
	AVPQ-F PN16 threaded fixed range (return mounting)								
		AVPQ-F	003H6489	2.53	C	0,2 / 0,2 bar	15	1.6	623
		AVPQ-F	003H6490	1.51	C	0,2 / 0,2 bar	15	2.5	623
		AVPQ-F	003H6491	2.19	C	0,2 / 0,2 bar	15	4	623
AVPQ-F		003H6492	2.22	C	0,2 / 0,2 bar	20	6.3	794	
AVPQ-F		003H6493	2.74	C	0,2 / 0,2 bar	25	8	1011	
AVPQ-F		003H6494	3.17	C	0,2 / 0,2 bar	32	10	1465	
	AVPQ	003H2126	3.34	C	range 0.2 - 1.0 m³/h	15	1.6	731	
	AVPQ	003H2127	3.34	C	range 0.2 - 1.0 m³/h	15	2.5	731	
	AVPQ	003H2128	3.38	C	range 0.2 - 1.0 m³/h	20	4	782	
	AVPQ	003H2129	3.50	C	range 0.2 - 1.0 m³/h	25	6.3	887	
	AVPQ	003H2130	3.76	C	range 0.2 - 1.0 m³/h	32	10	1743	
	PN25 threaded (return mounting)								
	AVPQ	003H6918	3.27	C	Range 0,2 - 1,0 / 0,2 bar	15	0.4	1032	
	AVPQ	003H6919	3.26	C	Range 0,2 - 1,0 / 0,2 bar	15	1	1032	
	AVPQ	003H6531	3.37	C	Range 0,2 - 1,0 / 0,2 bar	15	1.6	1032	
	AVPQ	003H6532	3.28	B	Range 0,2 - 1,0 / 0,2 bar	15	2.5	1032	
	AVPQ	003H6533	3.22	A	Range 0,2 - 1,0 / 0,2 bar	15	4	1032	
	AVPQ	003H6534	3.29	B	Range 0,2 - 1,0 / 0,2 bar	20	6.3	1109	
	AVPQ	003H6535	3.43	A	Range 0,2 - 1,0 / 0,2 bar	25	8	1254	
	AVPQ	003H6536	5.68	A	Range 0,2 - 1,0 / 0,2 bar	32	12.5	1987	
	AVPQ	003H6537	5.80	B	Range 0,2 - 1,0 / 0,2 bar	40	16	2687	
	AVPQ	003H6538	6.55	B	Range 0,2 - 1,0 / 0,2 bar	50	20	2882	
	AVPQ	003H6920	3.53	C	Range 0,3 - 2,0 / 0,2 bar	15	0.4	1032	
	AVPQ	003H6921	3.57	C	Range 0,3 - 2,0 / 0,2 bar	15	1	1032	
	AVPQ	003H6539	3.49	C	Range 0,3 - 2,0 / 0,2 bar	15	1.6	1032	
	AVPQ	003H6540	3.51	C	Range 0,3 - 2,0 / 0,2 bar	15	2.5	1032	
	AVPQ	003H6541	3.49	B	Range 0,3 - 2,0 / 0,2 bar	15	4	1032	
	AVPQ	003H6542	3.53	C	Range 0,3 - 2,0 / 0,2 bar	20	6.3	1109	
	AVPQ	003H6543	3.69	C	Range 0,3 - 2,0 / 0,2 bar	25	8	1256	
	AVPQ	003H6544	5.98	C	Range 0,3 - 2,0 / 0,2 bar	32	12.5	1987	
	AVPQ	003H6545	6.28	C	Range 0,3 - 2,0 / 0,2 bar	40	16	2687	
	AVPQ	003H6546	6.86	C	Range 0,3 - 2,0 / 0,2 bar	50	20	2882	
	AVPQ	003H4126	3.51	C	range 0.2 - 1.0 m³/h	15	1.6	825	
	AVPQ	003H4127	3.36	C	range 0.2 - 1.0 m³/h	15	2.5	825	
	AVPQ	003H4128	3.42	C	range 0.2 - 1.0 m³/h	20	4	887	
	AVPQ	003H4129	3.53	C	range 0.2 - 1.0 m³/h	25	6.3	1018	
	AVPQ	003H4130	3.79	C	range 0.2 - 1.0 m³/h	32	10	1975	
	PN25 (flow mounting)								
	AVPQ 4	003H6922	5.40	C	Range 0,2 - 1,0 / 0,2 bar	15	0.4	1032	
	AVPQ 4	003H6923	5.37	C	Range 0,2 - 1,0 / 0,2 bar	15	1	1032	
	AVPQ 4	003H6547	5.39	B	Range 0,2 - 1,0 / 0,2 bar	15	1.6	1032	
	AVPQ 4	003H6548	5.39	C	Range 0,2 - 1,0 / 0,2 bar	15	2.5	1032	
	AVPQ 4	003H6549	5.67	C	Range 0,2 - 1,0 / 0,2 bar	15	4	1032	
	AVPQ 4	003H6550	5.49	B	Range 0,2 - 1,0 / 0,2 bar	20	6.3	1109	
	AVPQ 4	003H6551	5.54	C	Range 0,2 - 1,0 / 0,2 bar	25	8	1254	
	AVPQ 4	003H6552	8.08	A	Range 0,2 - 1,0 / 0,2 bar	32	12.5	1987	
	AVPQ 4	003H6553	8.22	C	Range 0,2 - 1,0 / 0,2 bar	40	16	2687	
	AVPQ 4	003H6554	9.02	C	Range 0,2 - 1,0 / 0,2 bar	50	20	2882	
	AVPQ 4	003H6924	5.42	C	Range 0,3 - 2,0 / 0,2 bar	15	0.4	1032	
	AVPQ 4	003H6925	5.49	C	Range 0,3 - 2,0 / 0,2 bar	15	1	1032	
	AVPQ 4	003H6555	5.44	C	Range 0,3 - 2,0 / 0,2 bar	15	1.6	1032	
	AVPQ 4	003H6556	5.42	C	Range 0,3 - 2,0 / 0,2 bar	15	2.5	1032	
	AVPQ 4	003H6557	5.46	C	Range 0,3 - 2,0 / 0,2 bar	15	4	1032	


Photo	Type	Code No.	Gross weight Kg	ABC Class	Description	DN	kvs	Price EUR
	AVPQ 4	003H6558	5.47	C	Range 0,3 - 2,0 / 0,2 bar	20	6.3	1109
	AVPQ 4	003H6559	5.65	C	Range 0,3 - 2,0 / 0,2 bar	25	8	1254
	AVPQ 4	003H6560	8.25	B	Range 0,3 - 2,0 / 0,2 bar	32	12.5	1987
	AVPQ 4	003H6561	8.33	C	Range 0,3 - 2,0 / 0,2 bar	40	16	2687
	AVPQ 4	003H6562	9.00	C	Range 0,3 - 2,0 / 0,2 bar	50	20	2882
PN25 flanged (return mounting)								
	AVPQ	003H6563	10.62	B	Range 0,2 - 1,0 / 0,2 bar	32	12.5	2138
	AVPQ	003H6564	12.18	B	Range 0,2 - 1,0 / 0,2 bar	40	16	2821
	AVPQ	003H6565	14.10	C	Range 0,2 - 1,0 / 0,2 bar	50	20	3040
	AVPQ	003H6566	10.85	C	Range 0,3 - 2,0 / 0,2 bar	32	12.5	2138
	AVPQ	003H6567	12.41	C	Range 0,3 - 2,0 / 0,2 bar	40	16	2821
	AVPQ	003H6568	14.46	C	Range 0,3 - 2,0 / 0,2 bar	50	20	3040
	AVPQ	003H5126	3.34	C	range 0.2 - 1.0 m³/h	15	1.6	825
	AVPQ	003H5127	3.35	C	range 0.2 - 1.0 m³/h	15	2.5	825
	AVPQ	003H5128	3.44	C	range 0.2 - 1.0 m³/h	20	4	887
	AVPQ	003H5129	3.74	C	range 0.2 - 1.0 m³/h	25	6.3	1018
	AVPQ	003H5130	3.82	C	range 0.2 - 1.0 m³/h	32	10	1975
PN25 flanged (flow mounting)								
	AVPQ 4	003H6569	12.78	C	Range 0,2 - 1,0 / 0,2 bar	32	12.5	2138
	AVPQ 4	003H6570	14.30	C	Range 0,2 - 1,0 / 0,2 bar	40	16	2821
	AVPQ 4	003H6571	16.10	C	Range 0,2 - 1,0 / 0,2 bar	50	20	3040
	AVPQ 4	003H6572	12.78	C	Range 0,3 - 2,0 / 0,2 bar	32	12.5	2138
	AVPQ 4	003H6573	14.36	C	Range 0,3 - 2,0 / 0,2 bar	40	16	2821
	AVPQ 4	003H6574	16.24	C	Range 0,3 - 2,0 / 0,2 bar	50	20	3040

Other controllers available on request

AFPQ, pressure actuators (valve types VFQ2(1))

Photo	Type	Code No.	Gross weight Kg	ABC Class	Description	DN	kvs	Price EUR
AFPQ (return mounting)								
	AFPQ	003G1029	24.85	A	range 0.1 - 0.7/0.2 bar			2139
	AFPQ	003G1030	25.01	C	range 0.1 - 0.7/0.5 bar			2139
	AFPQ	003G1031	26.40	A	range 0.15 - 1.5/0.2 bar			2139
	AFPQ	003G1032	26.66	C	range 0.1 - 1.5/0.5 bar			2139
AFPQ-4 (flow mounting)								
	AFPQ 4	003G1033	31.18	B	range 0.1 - 0.7/0.2 bar	40		2253
	AFPQ 4	003G1034	36.44	C	range 0.1 - 0.7/0.5 bar	40		2253
	AFPQ 4	003G1035	32.74	B	range 0.15 - 1.5/0.2 bar	40		2253
	AFPQ 4	003G1036	32.96	B	range 0.1 - 1.5/0.5 bar	40		2253

AVPQT, differential pressure, flow and temperature controller

Photo	Type	Code No.	Gross weight Kg	ABC Class	Description	DN	kvs	Price EUR
	AVPQT	003H6807	5.40	C	Range 0,2 - 1,0 / 0,2 bar	15	4	1021
	AVPQT	003H6808	5.61	C	Range 0,2 - 1,0 / 0,2 bar	20	6.3	1097
	AVPQT	003H6809	5.82	C	Range 0,2 - 1,0 / 0,2 bar	25	8	1241
	AVPQT	003H6810	12.41	C	Range 0,2 - 1,0 / 0,2 bar	32	12.5	2132
	AVPQT	003H6811	14.11	C	Range 0,2 - 1,0 / 0,2 bar	40	16	2812
	AVPQT	003H6812	16.13	C	Range 0,2 - 1,0 / 0,2 bar	50	20	3030

AVQM/AFQM, flow controller with integrated control valve










Photo	Type	Code No.	Gross weight Kg	ABC Class	Description	DN	kvs	Price EUR
AVQM, PN16 threaded								
	AVQM	003H6733	2.15	C	Range 0,015 - 0,18 / 0,2 m3/h	15	0.4	418
	AVQM	003H6734	2.09	B	Range 0,02 - 0,4 / 0,2 m3/h	15	1	418
	AVQM	003H6735	1.87	A	Range 0,03 - 0,86 / 0,2 m3/h	15	1.6	418
	AVQM	003H6736	1.87	A	Range 0,07 - 1,4 / 0,2 m3/h	15	2.5	418
	AVQM	003H6737	1.88	A	Range 0,07 - 2,2 / 0,2 m3/h	15	4	418
	AVQM	003H6738	1.94	A	Range 0,16 - 3 / 0,2 m3/h	20	6.3	496
	AVQM	003H6739	2.15	A	Range 0,2 - 3,5 / 0,2 m3/h	25	8	610

Photo	Type	Code No.	Gross weight Kg	ABC Class	Description	DN	kvs	Price EUR
AVQM, PN25 threaded								
	AVQM	003H6746	3.56	B	Range 0,015 - 0,18 / 0,2 m3/h	15	0.4	526
	AVQM	003H6747	3.36	B	Range 0,02 - 0,4 / 0,2 m3/h	15	1	526
	AVQM	003H6748	3.37	A	Range 0,03 - 0,86 / 0,2 m3/h	15	1.6	526
	AVQM	003H6749	3.58	B	Range 0,07 - 1,4 / 0,2 m3/h	15	2.5	526
	AVQM	003H6750	3.35	B	Range 0,07 - 2,2 / 0,2 m3/h	15	4	526
	AVQM	003H6751	3.45	B	Range 0,16 - 3 / 0,2 m3/h	20	6.3	810
	AVQM	003H6752	3.77	B	Range 0,2 - 3,5 / 0,2 m3/h	25	8	965
	AVQM	003H6753	5.90	A	Range 0,4 - 8 / 0,2 m3/h	32	12.5	1576
	AVQM	003H6754	5.88	A	Range 0,8 - 10 / 0,2 m3/h	40	16	2053
	AVQM	003H6755	6.63	A	Range 0,8 - 12 / 0,2 m3/h	50	20	2227
AVQM, PN25 flanged								
	AVQM	003H6756	10.58	A	Range 0,4 - 8 / 0,2 m3/h	32	12.5	1721
	AVQM	003H6757	12.12	A	Range 0,8 - 10 / 0,2 m3/h	40	16	2196
	AVQM	003H6758	13.82	B	Range 0,8 - 12 / 0,2 m3/h	50	20	2476
AFQM6, PN16								
	AFQM 6	003G1082	31.00	C	range 1 - 11 m3/h	40	20	2681
	AFQM 6	003G1083	34.00	A	range 2 - 16 m3/h	50	32	2841
AFQM6, PN25								
	AFQM 6	003G1084	33.00	C	range 1 - 11 m3/h	40	20	2910
	AFQM 6	003G1085	31.00	B	range 2 - 16 m3/h	50	32	3148
AFQM6, PN40								
	AFQM 6	003G1086	33.50	C	range 1 - 11 m3/h	40	20	3328
	AFQM 6	003G1087	31.00	C	range 2 - 16 m3/h	50	32	3576
AFQM, PN25								
	AFQM	003G1088	58.50	A	range 3 - 28 m3/h	65	50	5157
	AFQM	003G1089	70.50	B	range 4 - 40 m3/h	80	80	5375
	AFQM	003G1090	120.00	B	range 6 - 63 m3/h	100	125	6312
	AFQM	003G1091	139.00	C	range 8 - 80 m3/h	125	160	7954

Other controllers available on request

AHQM - AHPBM-F Flow controller with integrated control valve PN16

Photo	Type	Code No.	Gross weight Kg	ABC Class	Description	DN	kvs	Price EUR
AHQM PN16								
	AHQM	003L3592	0.47	B		15	1	198
	AHQM	003L3593	0.48	C		15	1.25	198
	AHQM	003L3594	0.47	A		15	1.6	198
	AHQM	003L3595	0.73	B		20	2.5	246
	AHQM	003L3596	1.32	C		25	4	273
	AHQM	003L3597	2.28	C		32	6.3	375
PN16								
	AHPBM-F	003L3580	0.47	C		15	1	218
	AHPBM-F	003L3581	0.47	C		15	1.25	218
	AHPBM-F	003L3582	0.47	C		15	1.6	218
	AHPBM-F	003L3583	0.72	C		20	2.5	271
	AHPBM-F	003L3584	1.25	C		25	4	301
	AHPBM-F	003L3585	2.15	C		32	6.3	412

AVQMT, flowcontroller with integrated control valve and conection for thermostat



Photo	Type	Code No.	Gross weight Kg	ABC Class	Description	DN	kvs	Price EUR
PN25 threaded								
	AVQMT	003H6770	3.51	C	Range 0,015 - 0,18 / 0,2 m3/h	15	0.4	526
	AVQMT	003H6771	3.54	C	Range 0,02 - 0,4 / 0,2 m3/h	15	1	526
	AVQMT	003H6772	3.58	B	Range 0,03 - 0,86 / 0,2 m3/h	15	1.6	526
	AVQMT	003H6773	3.55	C	Range 0,07 - 1,4 / 0,2 m3/h	15	2.5	526
	AVQMT	003H6774	3.50	B	Range 0,07 - 2,2 / 0,2 m3/h	15	4	526
	AVQMT	003H6775	3.60	B	Range 0,16 - 3 / 0,2 m3/h	20	6.3	810
	AVQMT	003H6776	3.73	B	Range 0,2 - 3,5 / 0,2 m3/h	25	8	965
	AVQMT	003H6777	5.85	C	Range 0,4 - 8 / 0,2 m3/h	32	12.5	1576
	AVQMT	003H6778	5.96	C	Range 0,8 - 10 / 0,2 m3/h	40	16	2053
	AVQMT	003H6779	6.69	C	Range 0,8 - 12 / 0,2 m3/h	50	20	2227

Photo	Type	Code No.	Gross weight Kg	ABC Class	Description	DN	kvs	Price EUR
PN25 flanged								
	AVQMT	003H6780	10.77	C	Range 0,4 - 8 / 0,2 m3/h	32	12.5	1721
	AVQMT	003H6781	12.26	C	Range 0,8 - 10 / 0,2 m3/h	40	16	2196
	AVQMT	003H6782	14.06	C	Range 0,8 - 12 / 0,2 m3/h	50	20	2476

Spare parts and accessories for type AV...

Photo	Type	Code No.	Gross weight Kg	ABC Class	Description	DN	kvs	Price EUR
Combination pieces and adaptors								
	Combination pieces	003H0278	0.68	C	Combination Piece K11, AL range, M34 / 2 x M34			159
	Combination pieces	003H1881	0.83	C	Combination Piece K12, AL range, M34 / 3 x M34			324
	Combination pieces	003H6855	1.02	A	Combination Piece K2, AV range, M45 / 2 x M45			164
	Combination pieces	003H6856	1.24	C	Combination Piece K3, AV range, M45 / 3 x M45			337
	Adapters	003H1834	0.14	A	Adapter VIM and AIQMx - new actuator; M34 / M30 10 mm			37
	Adapters	003H6927	0.12	B	Adapter M34 / M45			37
	Adapters	003H6928	0.30	C	Adapter M45 / M30			37
	SAC - V pieces	003H6900	0.65	C	Pressure connector V for VQ valves, AV range			244
	SAC - V pieces	065B2987	0.57	C	Pressure connector V for VIQ valves. AI range			222
Actuators etc.								
	SAC - Diaphragms	003H6829	2.65	C	Actuator with adj. part PN25, 0,2-1,0 AVP, AVPB - return			476
	SAC - Diaphragms	003H6830	2.69	C	Actuator with adj. part PN25, 0,3-2,0 AVP, AVPB - return			476
	SAC - Diaphragms	003H6831	3.02	C	Actuator with adj. part PN25, 1,5 AVP - return			476
	SAC - Diaphragms	003H6832	4.59	C	Actuator with adj. part PN25, 3-11, AVP - return			476
	SAC - Diaphragms	003H6833	2.44	C	Actuator with adj. part PN25, 0,2-1,0 7 0,2, AVPQ - return			666
	SAC - Diaphragms	003H6834	2.82	C	Actuator with adj. part PN25, 0,2-1,0, AVP - flow, AVPA			476
	SAC - Diaphragms	003H6835	2.87	C	Actuator with adj. part PN25, 0,3-2,0, AVP - flow, AVPA			476
	SAC - Diaphragms	003H6836	3.26	C	Actuator with adj. part PN25, 1,5 AVP - flow			476
	SAC - Diaphragms	003H6837	4.86	B	Actuator with adj. part PN25, 3-11, AVP - flow			476
	SAC - Diaphragms	003H6838	4.50	C	Actuator with adj. part PN25, 0,2-1,0 / 0,2, AVPQ 4 - flow			476
	SAC - Diaphragms	003H6839	2.05	C	Actuator PN25, 0,2 AVP-F - flow			264
	SAC - Diaphragms	003H6840	2.26	C	Actuator PN25, 0,5 AVP-F - flow			264
	SAC - Diaphragms	003H6841	2.06	C	Actuator PN25, AVP-F, AVPB-F - all return, AVQ, AVQM			264
	SAC - Diaphragms	003H6842	2.56	C	Actuator PN25, AVPQT-F - return			808
	SAC - Diaphragms	003H6843	2.20	C	Actuator PN25, AVQT, AVQMT			264
	SAC - Diaphragms	003H6844	3.08	C	Actuator with setting spring PN25, 1-4,5 / 1-5, AVA, AVD (S)			407
	SAC - Diaphragms	003H6845	4.75	C	Actuator with setting spring PN25, 3-11 / 3-12, AVA, AVD (S)			407
	SAC - Diaphragms	003H6846	4.76	C	Actuator with setting spring PN25, 1-4,5 / 1-5, SAVA,SAVD			508
	SAC - Diaphragms	003H6847	6.41	C	Actuator with setting spring PN25, 3-11 / 3-12, SAVA,SAVD			508
	SAC - Diaphragms	003H6848	4.62	C	Lower actuator with setting spring PN25, 3-11 / 3-12, SAVA,SAVD			508
	SAC - Diaphragms	003H6849	2.15	C	Actuator PN25, STM			337
	SAC - Diaphragms	003H6850	2.70	C	Actuator with setting spring PN25,0,3-2,0 /0,2, AVPQ - return			666
	SAC - Diaphragms	003H6851	4.57	C	Actuator with adjustment part PN25, 0,3-2,0 /0,2, AVPQ 4 - flow			476
Compression fitting								
	Compression fittings for impu	003H6857	0.20	C	10 compr. fittings for imp. tube connection to pipe Ø 6x1 ,, R 1/8"			183
	Compression fittings for impu	003H6858	0.43	A	10 compr. fittings for imp. tube connection to pipe Ø 6x1 ,, R 3/8"			183
	Compression fittings for impu	003H6859	0.80	B	10 compr. fittings for imp. tube connection to pipe Ø 6x1 ,, R 1/2"			183
	Compression fittings for impu	003H6930	0.25	C	10 compr. fittings for imp. tube valve Ø 5x1 ,, R 1/8" without throttle			183
	Compression fittings for impu	003H6931	0.35	C	10 compr. fittings for imp. tube act. Ø 6x1 ,, G 1/8" throttle Ø 1,0 mm			229
	Compression fittings for impu	003H6932	0.26	C	10 compr. fittings for imp. tube act. Ø 6x1 ,, G 1/8" throttle Ø 0,6 mm			229
Valve inserts								
	SAC - Valve inserts	003H6861	0.20	C	Valve insert PN25 15/0,4; VG-return, VQM(T)			105
	SAC - Valve inserts	003H6862	0.21	C	Valve insert PN25 15/1,0; VG-return, VQM(T)			105
	SAC - Valve inserts	003H6863	0.21	C	Valve insert PN25 15/1,6; VG-return, VQM(T)			105
	SAC - Valve inserts	003H6864	0.21	C	Valve insert PN25 15/2,5; VG-return, VQM(T), VQM(T)-W			105
	SAC - Valve inserts	003H6865	0.21	C	Valve insert PN25 15/4,0 20/4,0; VG-return, VQM(T), VQM(T)-W			105
	SAC - Valve inserts	003H6866	0.20	C	Valve insert PN25 20/6,3 25/6,3; VG-return, VQM(T), VQM(T)-W			105
	SAC - Valve inserts	003H6867	0.19	C	Valve insert PN25 25/8 32/10; VG-return, VQM(T), VQM(T)-W			119
	SAC - Valve inserts	003H6868	0.81	C	Valve insert PN25 32/12,5 40/16 50/20; VG-return, VQM(T)			196
	SAC - Valve inserts	003H6869	0.21	C	Valve insert PN25 15/0,4; VG-flow			105
	SAC - Valve inserts	003H6870	0.21	C	Valve insert PN25 15/1,0; VG-flow			105
	SAC - Valve inserts	003H6871	0.21	C	Valve insert PN25 15/1,6; VG-flow			105
	SAC - Valve inserts	003H6872	0.21	C	Valve insert PN25 15/2,5; VG-flow			105
	SAC - Valve inserts	003H6873	0.22	C	Valve insert PN25 15/4,0 20/4,0; VG-flow			105
	SAC - Valve inserts	003H6874	0.20	C	Valve insert PN25 20/6,3 25/6,3; VG-flow			105
	SAC - Valve inserts	003H6875	0.19	C	Valve insert PN25 25/8 32/10; VG-flow			119
	SAC - Valve inserts	003H6876	0.82	C	Valve insert PN25 32/12,5 40/16 50/20; VG-flow			196
	SAC - Valve inserts	003H6877	0.49	C	Valve insert PN25 15/3,2 20/4,5 25/6,2; VGS-free. stuffing box			199
	SAC - Valve inserts	003H6878	0.69	C	Control valve insert PN25 15/0,4; VQM(T)			162
	SAC - Valve inserts	003H6879	0.69	C	Control valve insert PN25 15/1,0; VQM(T)			162
	SAC - Valve inserts	003H6880	0.69	C	Control valve insert PN25 15/1,6; VQM(T)			162

Photo	Type	Code No.	Gross weight Kg	ABC Class	Description	DN	kvs	Price EUR
	SAC - Valve inserts	003H6881	0.69	C	Control valve insert PN25 15/2,5; VQM(T)			162
	SAC - Valve inserts	003H6882	0.72	C	Control valve insert PN25 15/4,0; VQM(T)			162
	SAC - Valve inserts	003H6883	0.70	C	Control valve insert PN25 20/6,3; VQM(T)			162
	SAC - Valve inserts	003H6884	0.72	C	Control valve insert PN25 25/8; VQM(T)			175
	SAC - Valve inserts	003H6885	0.96	C	Control valve insert PN25 32/12,5 40/16 50/20; VQM(T)			250
	SAC - Valve inserts	003H6886	0.40	C	Control valve insert PN16/25 15/0,4; VQM			162
	SAC - Valve inserts	003H6887	0.40	C	Control valve insert PN16/25 15/1,0; VQM			162
	SAC - Valve inserts	003H6888	0.41	C	Control valve insert PN16/25 15/1,6; VQM			162
	SAC - Valve inserts	003H6889	0.41	C	Control valve insert PN16/25 15/2,5; VQM			162
	SAC - Valve inserts	003H6890	0.41	C	Control valve insert PN16/25 15/4,0 20/4,0; VQM			162
	SAC - Valve inserts	003H6891	0.41	C	Control valve insert PN16/25 20/6,3 25/6,3; VQM			162
	SAC - Valve inserts	003H6892	0.43	C	Control valve insert PN16/25 25/8; VQM			175

Valve inserts, old AV / AI range

	SAC - Valve inserts	003H2310	0.21	C	Valve insert, AV Range, Kvs 1,6 return			112
	SAC - Valve inserts	003H2311	0.20	C	Valve insert, AV Range, Kvs 2,5 return			112
	SAC - Valve inserts	003H2312	0.20	C	Valve insert, AV Range, Kvs 4,0 return			112
	SAC - Valve inserts	003H2313	0.18	C	Valve insert, AV Range, Kvs 6,3 return			112
	SAC - Valve inserts	003H2314	0.18	C	Valve insert, AV Range, Kvs 10,0 return			207
	SAC - Valve inserts	003H2315	0.20	C	Valve insert, AV Range, Kvs 1,6, AVP-flow			108
	SAC - Valve inserts	003H2316	0.21	C	Valve insert, AV Range, Kvs 2,5, AVP-flow			100
	SAC - Valve inserts	003H2317	0.20	C	Valve insert, AV Range, Kvs 4,0, AVP-flow			112
	SAC - Valve inserts	003H2318	0.20	C	Valve insert, AV Range, Kvs 6,3, AVP-flow			112
	SAC - Valve inserts	003H2319	0.19	C	Valve insert, AV Range, Kvs 10,0, AVP-flow			207
	SAC - Valve inserts	003H2336	0.36	C	Control valve insert AVQM, Kvs 1,6			270
	SAC - Valve inserts	003H2337	0.37	C	Control valve insert AVQM, Kvs 2,5			270
	SAC - Valve inserts	003H2338	0.36	C	Control valve insert AVQM, Kvs 4,0			270
	SAC - Valve inserts	003H2339	0.37	C	Control valve insert AVQM, Kvs 6,3			270
	SAC - Valve inserts	003H2340	0.38	C	Control valve insert AVQM, Kvs 10,0			270
	SAC - Valve inserts	003H1801	0.16	C	Valve insert VIG 2, DN 15, kvs 0,4			116
	SAC - Valve inserts	003H1802	0.15	C	Valve insert VIG 2, DN 15, kvs 1,0			116
	SAC - Valve inserts	003H1805	0.14	C	Valve insert VIG 2, DN 15, kvs 4,0			116
	SAC - Valve inserts	003H1806	0.23	C	Valve insert VIG 2, DN 20, kvs 6,3; DN 25, Kvs 8,0			125
	SAC - Valve inserts	003H1808	0.70	C	Valve insert VIG 2, DN 32, kvs 12,5; DN 40, Kvs 16,0; DN 50			350
	SAC - Valve inserts	003H1809	0.20	C	Valve Insert VIM 2(MV), DN 15, Kvs 0,4			-
	SAC - Valve inserts	003H1810	0.20	C	Valve Insert VIM 2(MV), DN 15, Kvs 1,0			116
	SAC - Valve inserts	003H1812	0.14	C	Valve Insert VIM 2(MV), DN 15, Kvs 2,5			116
	SAC - Valve inserts	003H1813	0.20	C	Valve Insert VIM 2(MV), DN 15, Kvs 4,0			116
	SAC - Valve inserts	003H1814	0.20	C	Valve Insert VIM 2(MV), DN 20, Kvs 6,3; DN 25, Kvs 8,0			125
	SAC - Valve inserts	003H1816	0.60	C	Valve VIM 2(MV), DN 32, Kvs 12,5; DN 40, Kvs 16,0; DN 50, Kvs 20			350
	SAC - Valve inserts	003H1817	0.15	C	Valve Insert VIQ 2, DN 15, Kvs 0,4; 1,0; 1,6			116
	SAC - Valve inserts	003H1820	0.13	C	Valve Insert VIQ 2, DN 15, Kvs 2,5; 4,0			116
	SAC - Valve inserts	003H1822	0.14	C	Valve Insert VIQ 2, DN 20, Kvs 6,3; DN 25, Kvs 8,0			125
	SAC - Valve inserts	003H1824	0.66	C	Valve Insert VIQ 2, DN 32, Kvs 12,5; DN 40, Kvs 16,0; DN50, Kvs 20			350
	SAC - Valve inserts	003H1825	0.42	C	Valve Insert VIQM, DN 15, Kvs 0,4			145
	SAC - Valve inserts	003H1826	0.41	C	Valve Insert VIQM, DN 15, Kvs 1,0			145
	SAC - Valve inserts	003H1827	0.41	C	Valve Insert VIQM, DN 15, Kvs 1,6			145
	SAC - Valve inserts	003H1828	0.41	C	Valve Insert VIQM, DN 15, Kvs 2,5			145
	SAC - Valve inserts	003H1829	0.40	C	Valve Insert VIQM, DN 15, Kvs 4,0			145
	SAC - Valve inserts	003H1830	0.41	C	Valve Insert VIQM, DN 20, Kvs 6,3; DN25, Kvs 8,0			158
	SAC - Valve inserts	003H1832	0.90	C	Valve Insert VIQM, DN 32, Kvs 12,5; DN40, Kvs 16,0; DN50, Kvs 20			218
	SAC - Valve inserts	003H1750	0.59	C	Control valve insert PN25 15/0,4; VQM(T)-2			149
	SAC - Valve inserts	003H1751	0.55	C	Control valve insert PN25 15/1; VQM(T)-2			149
	SAC - Valve inserts	003H1752	0.52	C	Control valve insert PN25 15/1,6; VQM(T)-2			149
	SAC - Valve inserts	003H1753	0.51	C	Control valve insert PN25 15/2,5; VQM(T)-2			149
	SAC - Valve inserts	003H1754	0.52	C	Control valve insert PN25 15/4; VQM(T)-2			149
	SAC - Valve inserts	003H1755	0.57	C	Control valve insert PN25 20/6,3; 25/8; VQM(T)-2			163
	SAC - Valve inserts	003H1756	0.99	C	Control valve insert PN25 32/12,5; 40/16 50/20; VQM(T)-2			226

VG/VGF, valve for AVP/AVD and VGS, valve for AVDS, please find in section Temperature control valves

Impulse tubes

	Impulse tubes	003H6852	0.34	A	Impulse tube set AV R 1/8", 1,5m			34
	Impulse tubes	003H6853	0.37	A	Impulse tube set AV R 3/8", 1,5m			34
	Impulse tubes	003H6854	0.40	A	Impulse tube set AV R 1/2", 1,5m			34
	Seal pots	003H0277	1.22	C	Seal pot. 0.3 l, MD range			157
	Shut off valves	003H0276	0.14	A	Shut off valve 6 mm			62

tailpieces*)

	Flange tailpieces	003H6915	1.64	A	Tailpiece flange PN25 DN15	15		134
	Flange tailpieces	003H6916	2.25	B	Tailpiece flange PN25 DN20	20		134
	Flange tailpieces	003H6917	2.81	A	Tailpiece flange PN25 DN25	25		134
	Thread tailpieces	003H6902	0.18	A	Tailpiece external thread PN25 DN15 R1/2	15		22
	Thread tailpieces	003H6903	0.31	A	Tailpiece external thread PN25 DN20 R3/4	20		30

Photo	Type	Code No.	Gross weight Kg	ABC Class	Description	DN	kvs	Price EUR
	Thread tailpieces	003H6904	0.49	A	Tailpiece external thread PN25 DN25 R1	25		40
	Thread tailpieces	003H6905	0.91	A	Tailpiece external thread PN25 DN32 R1 1/4	32		75
	Weld-on tailpieces	003H6908	0.20	A		15		22
	Weld-on tailpieces	003H6909	0.35	A		20		30
	Weld-on tailpieces	003H6910	0.49	A		25		40
	Weld-on tailpieces	003H6911	0.86	A		32		46
	Weld-on tailpieces	003H6912	1.08	A		40		82
	Weld-on tailpieces	003H6913	1.37	A		50		146

*The code no. contains two tailpieces.

Spare parts and accessories for type AF...

Photo	Type	Code No.	Gross weight Kg	ABC Class	Description	DN	kvs	Price EUR
Spare parts								
	SAC - Diaphragms	003G1456	0.16	C	Diaphragm Size 32, AF range			95
	SAC - Diaphragms	003G1457	0.15	C	Diaphragm Size 80, AF range			117
	SAC - Diaphragms	003G1458	0.18	C	Diaphragm Size 250, AF range			170
	SAC - Diaphragms	003G1459	0.44	C	Diaphragm Size 630, AF range			249
	SAC - Special pressure actu	003G1450	21.50	C	Pressure actuator AFD Y60			1251
	SAC - Special pressure actu	003G1451	22.54	C	Pressure actuator AFPA Y60			1603
	SAC - Springs	003G1452	1.62	C	Spring AFD, Yellow			67
	SAC - Springs	003G1453	3.29	C	Spring AFD, Red			117
	SAC - Springs	003G1454	1.50	C	Spring AFPA, Yellow			67
	SAC - Springs	003G1455	3.36	C	Spring AFPA, Silver			117
	SAC - Stuffing box kits	003G1460	0.18	C	Stuffing box kit, diaphragm size 32, AF range			42
	SAC - Stuffing box kits	003G1461	0.17	B	Stuffing box kit, diaphragm size 80, AF range			42
	SAC - Stuffing box kits	003G1462	0.20	C	Stuffing box kit, diaphragm size 250, AF range			58
	SAC - Stuffing box kits	003G1463	0.26	C	Stuffing box kit, diaphragm size 630, AF range			107
	SAC - Stuffing box kits	003G1464	0.09	C	Stuffing cone Ø 12 EPDM, AF range			73
Accessories								
	Seal pots	003G1392	2.69	A	Seal pot V1, 1,0 l, AF range			152
	Seal pots	003G1403	5.70	C	Seal pot V2, 3,0 l, AF range			442
	Stem extensions	003G1393	0.94	C	Stem extension ZF 6, AF range			137
	Stem extensions	003G1395	2.79	C	Stem extension ZF 4,FKM, AF range			249
	Stem extensions	003G1396	2.79	B	Stem extension ZF 5, AF range			776
	Combination pieces	003G1397	1.54	B	Combination piece KF3, AF range			332
	Combination pieces	003G1398	1.50	A	Combination piece KF2, AF range			332
AFP, impulse tubes, (general purpose)								
	Impulse tubes	003G1391	0.55	A	Universal impulse tube set AF			40
AFPB, impulse tubes								
	Impulse tubes	003G1355	0.08	C	For AFPB DN 15/20			34
	Impulse tubes	003G1357	0.09	C	For AFPB DN 25/32			34
	Impulse tubes	003G1359	0.09	C	For AFPB DN 40			34
	Impulse tubes	003G1360	0.08	B	For AFPB DN 50			34
	Impulse tubes	003G1361	0.08	B	For AFPB DN 65/80			34
	Impulse tubes	003G1363	0.10	C	For AFPB DN 100			34
	Impulse tubes	003G1364	0.10	C	For AFPB DN 125			34
AFQ, impulse tubes								
	Impulse tubes	003G1338	0.22	B	For AFQ DN 15/20			72
	Impulse tubes	003G1340	0.23	B	For AFQ DN 25/32			72
	Impulse tubes	003G1342	0.23	B	For AFQ DN 40			72
	Impulse tubes	003G1343	0.24	B	For AFQ DN 50			72
	Impulse tubes	003G1344	0.25	A	For AFQ DN 65/80			72
	Impulse tubes	003G1346	0.28	C	For AFQ DN 100			72
	Impulse tubes	003G1347	3.58	C	For AFQ DN 125			72
	Impulse tubes	003G1348	0.27	C	For AFQ DN 150			72
	Impulse tubes	003G1349	0.31	C	For AFQ DN 200			72
	Impulse tubes	003G1350	0.34	C	For AFQ DN 250			72
AFPQ (return mounting), impulse tubes								
	Impulse tubes	003G1365	0.27	C	For AFPQ DN 15/20			72
	Impulse tubes	003G1367	0.31	B	For AFPQ DN 25/32			72
	Impulse tubes	003G1369	0.39	B	For AFPQ DN 40			72
	Impulse tubes	003G1370	0.31	A	For AFPQ DN 50			72
	Impulse tubes	003G1371	0.32	A	For AFPQ DN 65/80			72
	Impulse tubes	003G1373	0.41	C	For AFPB DN 100			72


Photo	Type	Code No.	Gross weight Kg	ABC Class	Description	DN	kvs	Price EUR
	Impulse tubes	003G1374	0.33	C	For AFPQ DN 125			72
	Impulse tubes	003G1375	0.49	C	For AFPQ DN 150			72
	Impulse tubes	003G1376	0.45	C	For AFPQ DN 200			72
	Impulse tubes	003G1377	0.53	C	For AFPQ DN 200 PN 16			72

AFPQ-4 (flow mounting), Impulse tubes


Impulse tubes	003G1378	0.47	C	For AFPQ-4 DN 15/20			113
Impulse tubes	003G1380	0.50	C	For AFPQ-4 DN 25/32			113
Impulse tubes	003G1382	0.50	C	For AFPQ-4 DN 40			113
Impulse tubes	003G1383	0.37	B	For AFPQ-4 DN 50			113
Impulse tubes	003G1384	0.52	B	For AFPQ-4 DN 65/80			113
Impulse tubes	003G1386	0.56	C	For AFPQ-4 DN 100			113
Impulse tubes	003G1387	0.54	C	For AFPQ-4 DN 125			113
Impulse tubes	003G1388	0.90	C	For AFPQ-4 DN 150			113
Impulse tubes	003G1389	0.71	C	For AFPQ-4 DN 200			113
Impulse tubes	003G1390	0.79	C	For AFPQ-4 DN 250 PN16			113

Pressure reducers

AVD, pressure reducer


Photo	Type	Code No.	Gross weight Kg	ABC Class	Description	DN	kvs	Price EUR
PN25, threaded								
	AVD	003H6644	3.76	A	Range 1 - 5 bar	15	4	684
	AVD	003H6645	3.78	A	Range 1 - 5 bar	20	6.3	694
	AVD	003H6646	3.96	A	Range 1 - 5 bar	25	8	747
	AVD	003H6650	5.42	A	Range 3 - 12 bar	15	4	684
	AVD	003H6651	5.52	A	Range 3 - 12 bar	20	6.3	694
	AVD	003H6652	5.71	A	Range 3 - 12 bar	25	8	747

PN25, flanged


	AVD	003H6659	11.10	A	Range 1 - 5 bar	32	12.5	1553
	AVD	003H6660	12.72	A	Range 1 - 5 bar	40	16	1678
	AVD	003H6661	14.43	A	Range 1 - 5 bar	50	20	1858
	AVD	003H6662	12.84	A	Range 3 - 12 bar	32	12.5	1553
	AVD	003H6663	14.36	A	Range 3 - 12 bar	40	16	1678
	AVD	003H6664	16.12	A	Range 3 - 12 bar	50	20	1858

Other controllers available on request

AVDS, pressure reducer for steam applications




Photo	Type	Code No.	Gross weight Kg	ABC Class	Description	DN	kvs	Price EUR
PN25, threaded								
	AVDS	003H6665	10.42	C	Range 1 - 5 bar	15	1	694
	AVDS	003H6666	4.31	C	Range 1 - 5 bar	15	1.6	694
	AVDS	003H6667	4.27	C	Range 1 - 5 bar	15	3.2	694
	AVDS	003H6668	4.28	C	Range 1 - 5 bar	20	4.5	710
	AVDS	003H6669	4.51	C	Range 1 - 5 bar	25	6.3	747
	AVDS	003H6670	5.97	C	Range 3 - 12 bar	15	1	694
	AVDS	003H6671	6.00	C	Range 3 - 12 bar	15	1.6	694
	AVDS	003H6672	5.89	C	Range 3 - 12 bar	15	3.2	694
	AVDS	003H6673	6.01	C	Range 3 - 12 bar	20	4.5	710
	AVDS	003H6674	6.16	C	Range 3 - 12 bar	25	6.3	747

AFD, pressure reducer, (valve body type VFG2(1)/VFGS2)

Photo	Type	Code No.	Gross weight Kg	ABC Class	Description	DN	kvs	Price EUR
	AFD	003G1000	13.91	B				1225
	AFD	003G1001	8.96	A				806
	AFD	003G1002	8.73	A				806
	AFD	003G1003	7.15	A				806
	AFD	003G1004	12.94	C				881
	AFD	003G1005	14.40	A				881
	AFD	003G1006	22.79	C				1294





Constant flow and pressure relief controllers

AVA / AFA, pressure relief controller

Photo	Type	Code No.	Gross weight Kg	ABC Class	Description	DN	kvs	Price EUR
Type AVA, PN25, threaded								
	AVA	003H6614	3.82	A	Range 1,0 - 4,5 bar	15	4	676
	AVA	003H6615	3.83	A	Range 1,0 - 4,5 bar	20	6.3	770
	AVA	003H6616	4.03	A	Range 1,0 - 4,5 bar	25	8	872
	AVA	003H6620	5.50	A	Range 3 - 11 bar	15	4	676
	AVA	003H6621	5.56	A	Range 3 - 11 bar	20	6.3	770
	AVA	003H6622	5.71	A	Range 3 - 11 bar	25	8	872
Type AVA, PN25, flanged								
	AVA	003H6626	11.13	A	Range 1,0 - 4,5 bar	32	12.5	1437
	AVA	003H6627	12.63	A	Range 1,0 - 4,5 bar	40	16	1918
	AVA	003H6628	14.52	B	Range 1,0 - 4,5 bar	50	20	2099
	AVA	003H6629	12.81	B	Range 3 - 11 bar	32	12.5	1437
	AVA	003H6630	14.43	B	Range 3 - 11 bar	40	16	1918
	AVA	003H6631	16.18	B	Range 3 - 11 bar	50	20	2099
Type AFA								
	AFA	003G1007	12.01	B	range 10.0 - 16.0 bar		0	1344
	AFA	003G1008	9.97	A	range 3.0 - 11.0 bar		0	1040
	AFA	003G1009	9.82	A	range 1.0 - 5.0 bar		0	1040
	AFA	003G1010	8.24	B	range 0.5 - 2.5 bar		0	1040
	AFA	003G1011	16.00	C	range 0.15 - 1.2 bar		0	1180
	AFA	003G1012	14.09	C	range 0.1 - 0.6 bar		0	1180
	AFA	003G1013	23.39	C	range 0.05 - 0.3 bar		0	1591

Other controllers available on request

AVPA / AFPA, differential pressure relief controller


Photo	Type	Code No.	Gross weight Kg	ABC Class	Description	DN	kvs	Price EUR
Type AVPA, PN16, threaded								
	AVPA	003H6593	2.06	C	Range 0,05 - 0,5 bar	15	4	609
	AVPA	003H6594	2.09	C	Range 0,05 - 0,5 bar	20	6.3	692
	AVPA	003H6595	2.27	B	Range 0,05 - 0,5 bar	25	8	786
	AVPA	003H6596	2.06	B	Range 0,2 - 1,0 bar	15	4	609
	AVPA	003H6597	2.07	C	Range 0,2 - 1,0 bar	20	6.3	692
	AVPA	003H6598	2.25	C	Range 0,2 - 1,0 bar	25	8	786
Type AVPA, PN25, threaded								
	AVPA	003H6602	3.62	B	Range 0,2 - 1,0 bar	15	4	676
	AVPA	003H6603	3.66	C	Range 0,2 - 1,0 bar	20	6.3	770
	AVPA	003H6604	3.81	B	Range 0,2 - 1,0 bar	25	8	872
	AVPA	003H6599	5.94	C	Range 0,2 - 1,0 bar	32	12.5	1260
	AVPA	003H6600	6.14	C	Range 0,2 - 1,0 bar	40	16	1765
	AVPA	003H6601	6.85	C	Range 0,2 - 1,0 bar	50	20	1806
	AVPA	003H6605	3.69	B	Range 0,3 - 2,0 bar	15	4	676
	AVPA	003H6606	3.70	A	Range 0,3 - 2,0 bar	20	6.3	770
AVPA	003H6607	3.88	B	Range 0,3 - 2,0 bar	25	8	872	
Type AVPA, PN25, flanged								
	AVPA	003H6608	11.00	C	Range 0,2 - 1,0 bar	32	12.5	1437
	AVPA	003H6609	12.55	C	Range 0,2 - 1,0 bar	40	16	1918
	AVPA	003H6610	14.40	B	Range 0,2 - 1,0 bar	50	20	2099
	AVPA	003H6611	10.98	B	Range 0,3 - 2,0 bar	32	12.5	1437
	AVPA	003H6612	12.64	C	Range 0,3 - 2,0 bar	40	16	1918
	AVPA	003H6613	14.41	B	Range 0,3 - 2,0 bar	50	20	2099
Type AFPA								
	AFPA	003G1019	9.99	A	range 1.0 - 5.0 bar		0	1103
	AFPA	003G1020	8.43	A	range 0.5 - 2.5 bar		0	1103
	AFPA	003G1021	15.68	A	range 0.15 - 1.2 bar		0	1244
	AFPA	003G1022	14.08	B	range 0.1 - 0.3 bar		0	1244
	AFPA	003G1023	23.07	C	range 0.05 - 0.3 bar		0	1656

Spare parts and accessories for AVDA/AVDSA


Photo	Type	Code No.	Gross weight Kg	ABC Class	Description	DN	kvs	Price EUR
	MCV - Service kits	065F0006	0.01	B	O-ring gland			6
	SAC - Diaphragms	003N0065	0.55	C	Diaphragm housing for AVDA			103
	SAC - Diaphragms	003N0284	1.83	C	Diaphragm housing for AVDSA			122
	SAC - Repair sets	003N0001	0.28		Top part with spindle and handle for AVDA, AVDSA, AVTB or FJV (DN15 - DN25)			29
	SAC - Repair sets	003N4006	0.02	A	For AVDA, AVDSA, AVTB or FJV, DN 15			26
	SAC - Repair sets	003N4007	0.04	A	For AVDA, AVDSA, AVTB or FJV, DN 20			32
	SAC - Repair sets	003N4008	0.04	A	For AVDA, AVDSA, AVTB or FJV, DN 25			35

Safety pressure controllers


SAVA, Safety pressure - relief controller (SÜV)

Photo	Type	Code No.	Gross weight Kg	ABC Class	Description	DN	kvs	Price EUR
PN25 threaded								
	SAVA	003H6675	5.52	B	Range 1,0 - 4,5 bar		4	803
	SAVA	003H6676	5.55	C	Range 1,0 - 4,5 bar		6.3	901
	SAVA	003H6677	5.74	C	Range 1,0 - 4,5 bar		8	998
	SAVA	003H6678	8.29	C	Range 1,0 - 4,5 bar		12.5	1958
	SAVA	003H6679	8.30	C	Range 1,0 - 4,5 bar		16	2091
	SAVA	003H6680	9.04	C	Range 1,0 - 4,5 bar		20	2250
	SAVA	003H6681	5.56	C	Range 3 - 11 bar		4	803
	SAVA	003H6682	7.27	C	Range 3 - 11 bar		6.3	901
	SAVA	003H6683	7.36	B	Range 3 - 11 bar		8	998
	SAVA	003H6684	9.81	C	Range 3 - 11 bar		12.5	1958
	SAVA	003H6685	10.03	C	Range 3 - 11 bar		16	2091
	SAVA	003H6686	10.79	C	Range 3 - 11 bar		20	2250


PN25 flanged

	SAVA	003H6687	12.63	C	Range 1,0 - 4,5 bar		12.5	2113
	SAVA	003H6688	13.09	C	Range 1,0 - 4,5 bar		16	2257
	SAVA	003H6689	15.64	C	Range 1,0 - 4,5 bar		20	2434
	SAVA	003H6690	14.63	C	Range 3 - 11 bar		12.5	2113
	SAVA	003H6691	16.09	C	Range 3 - 11 bar		16	2257
	SAVA	003H6692	18.10	C	Range 3 - 11 bar		20	2434






SAVD, safety pressure reducer (SAV)

Photo	Type	Code No.	Gross weight Kg	ABC Class	Description	DN	kvs	Price EUR
PN25 threaded								
	SAVD	003H6693	5.47	B	Range 1 - 5 bar		4	797
	SAVD	003H6694	5.48	C	Range 1 - 5 bar		6.3	818
	SAVD	003H6695	5.66	B	Range 1 - 5 bar		8	857
	SAVD	003H6696	8.29	C	Range 1 - 5 bar		12.5	1715
	SAVD	003H6697	8.26	C	Range 1 - 5 bar		16	1840
	SAVD	003H6698	8.31	C	Range 1 - 5 bar		20	2004
	SAVD	003H6699	7.10	C	Range 3 - 12 bar		4	797
	SAVD	003H6700	7.20	C	Range 3 - 12 bar		6.3	818
	SAVD	003H6701	7.35	C	Range 3 - 12 bar		8	857
	SAVD	003H6702	10.05	C	Range 3 - 12 bar		12.5	1715
	SAVD	003H6703	9.97	C	Range 3 - 12 bar		16	1840
	SAVD	003H6704	10.77	C	Range 3 - 12 bar		20	2004

PN25 flanged

	SAVD	003H6705	12.69	C	Range 1 - 5 bar		12.5	1868
	SAVD	003H6706	14.35	C	Range 1 - 5 bar		16	2000
	SAVD	003H6707	15.63	C	Range 1 - 5 bar		20	2190
	SAVD	003H6708	14.41	C	Range 3 - 12 bar		12.5	1868
	SAVD	003H6709	16.14	C	Range 3 - 12 bar		16	2000
	SAVD	003H6710	17.74	C	Range 3 - 12 bar		20	2190

VFG2, (metallic sealing, cone) 2-way control valve, for applications with AF.. and AMV

Photo	Type	Code No.	Gross weight Kg	ABC Class	Description	DN	kvs	Price EUR
PN16 - max. 150°C (200°C)								
	VFG 2	065B2388	6.30	A		15	4	953
	VFG 2	065B2389	7.01	A		20	6.3	1043
	VFG 2	065B2390	9.52	A		25	8	1095
	VFG 2	065B2391	11.88	A		32	16	1251
	VFG 2	065B2392	14.94	A		40	20	1416
	VFG 2	065B2393	17.59	A		50	32	1606
	VFG 2	065B2394	33.96	A		65	50	2282
	VFG 2	065B2395	37.26	A		80	80	2394
	VFG 2	065B2396	65.75	A		100	125	3543
VFG 2	065B2397	75.00	A		125	160	5727	
PN16 - max. 140°C								
	VFG 2	065B2398	125.50	A		150	280	8520
	VFG 2	065B2399	218.00	B		200	320	14202
	VFG 2	065B2400	362.00	B		250	400	18706
PN25 - max. 150°C (200°C)								
	VFG 2	065B2401	6.35	C		15	4	1142
	VFG 2	065B2402	7.15	C		20	6.3	1244
	VFG 2	065B2403	9.53	C		25	8	1338
	VFG 2	065B2404	11.87	B		32	16	1536
	VFG 2	065B2405	14.63	A		40	20	1691
	VFG 2	065B2406	17.74	A		50	32	1889
	VFG 2	065B2407	34.64	A		65	50	2557
	VFG 2	065B2408	37.20	B		80	80	2873
	VFG 2	065B2409	64.82	B		100	125	3898
	VFG 2	065B2410	73.50	C		125	160	6217
PN40 - max. 150°C (200°C)								
	VFG 2	065B2411	6.74	C		15	4	1221
	VFG 2	065B2412	7.78	C		20	6.3	1338
	VFG 2	065B2413	10.47	C		25	8	1457
	VFG 2	065B2414	12.81	C		32	16	1653
	VFG 2	065B2415	16.50	C		40	20	2048
	VFG 2	065B2416	18.58	C		50	32	2204
	VFG 2	065B2417	37.50	C		65	50	2990
	VFG 2	065B2418	39.90	C		80	80	3464
	VFG 2	065B2419	75.00	C		100	125	4881
	VFG 2	065B2420	87.50	C		125	160	6377
PN40 - max. 140°C								
	VFG 2	065B2421	154.00	C		150	280	11369
	VFG 2	065B2422	288.00	C		200	320	18105
	VFG 2	065B2423	371.60	C		250	400	28949
Spare parts								
	SAC - Valve inserts	065B2796	0.60	C	Valve insert VFG2, VFQ2, VFU2 DN15			492
	SAC - Valve inserts	065B2797	0.60	C	Valve insert VFG2, VFQ2, VFU2 DN20			492
	SAC - Valve inserts	065B2798	0.87	C	Valve insert VFG2, VFQ2, VFU2 DN25/32			622
	SAC - Valve inserts	065B2799	1.52	C	Valve insert VFG2, VFQ2, VFU2 DN40/50			829
	SAC - Valve inserts	065B2800	2.57	C	Valve insert VFG2, VFQ2, VFU2 DN65/80			1226
	SAC - Valve inserts	065B2801	5.96	C	Valve insert VFG2, VFQ2, VFU2 DN100/125			2165

VFG21, (soft sealing cone) 2-way control valve, for applications with AF.. and AMV




Photo	Type	Code No.	Gross weight Kg	ABC Class	Description	DN	kvs	Price EUR
PN16 - max. 150°C								
	VFG 21	065B2502	6.01	C		15	4	1100
	VFG 21	065B2503	6.85	C		20	6.3	1192
	VFG 21	065B2504	9.54	C		25	8	1243
	VFG 21	065B2505	11.69	C		32	16	1424
	VFG 21	065B2506	14.87	C		40	20	1589
	VFG 21	065B2507	17.85	A		50	32	1779
	VFG 21	065B2508	35.32	B		65	50	2544
	VFG 21	065B2509	37.58	B		80	80	2655
	VFG 21	065B2510	67.00	C		100	125	3918
	VFG 21	065B2511	72.50	C		125	160	6083

Photo	Type	Code No.	Gross weight Kg	ABC Class	Description	DN	kvs	Price EUR
PN16 - max. 140°C								
	VFG 21	065B2512	124.50	C		150	280	9435
	VFG 21	065B2513	226.50	C		200	320	15114
	VFG 21	065B2514	340.50	C		250	400	19049
PN25 - max. 150°C								
	VFG 21	065B2515	6.11	C		15	4	1290
	VFG 21	065B2516	1.06	C		20	6.3	1394
	VFG 21	065B2517	9.52	C		25	8	1486
	VFG 21	065B2518	12.14	C		32	16	1708
	VFG 21	065B2519	14.00	C		40	20	1865
	VFG 21	065B2520	18.00	C		50	32	2062
	VFG 21	065B2521	34.70	C		65	50	2819
	VFG 21	065B2522	38.00	C		80	80	3135
	VFG 21	065B2523	68.00	C		100	125	4272
	VFG 21	065B2524	80.50	C		125	160	6595
Spare parts								
	SAC - Valve inserts	065B2790	0.61	C	Valve insert VFG21, VFQ21, VFU21 DN15			637
	SAC - Valve inserts	065B2791	0.60	C	Valve insert VFG21, VFQ21, VFU21 DN20			637
	SAC - Valve inserts	065B2792	0.80	C	Valve insert VFG21, VFQ21, VFU21 DN25/32			766
	SAC - Valve inserts	065B2793	1.47	C	Valve insert VFG21, VFQ21, VFU21 DN40/50			996
	SAC - Valve inserts	065B2794	2.50	C	Valve insert VFG21, VFQ21, VFU21 DN65/80			1479
	SAC - Valve inserts	065B2795	5.93	C	Valve insert VFG21, VFQ21, VFU21 DN100/125			2530

VFGS2, 2-way control valve, general purpose, steam





Photo	Type	Code No.	Gross weight Kg	ABC Class	Description	DN	kvs	Price EUR
PN16 - temperature up to 200°C (300°C)								
	VFGS 2	065B2430	6.33	C		15	4	953
	VFGS 2	065B2431	6.94	C		20	6.3	1043
	VFGS 2	065B2432	9.45	B		25	8	1095
	VFGS 2	065B2433	12.01	A		32	16	1251
	VFGS 2	065B2434	15.19	A		40	20	1416
	VFGS 2	065B2435	17.46	A		50	32	1606
	VFGS 2	065B2436	35.04	A		65	50	2282
	VFGS 2	065B2437	37.34	A		80	80	2394
	VFGS 2	065B2438	67.50	B		100	125	3543
	VFGS 2	065B2439	73.50	C		125	160	5727
	VFGS 2	065B2440	191.00	C		150	280	11572
	VFGS 2	065B2441	304.00	C		200	320	15968
VFGS 2	065B2442	579.00	C		250	400	20069	
PN25 - temperature up to 200°C (350°C)								
	VFGS 2	065B2443	6.18	C		15	4	1141
	VFGS 2	065B2444	7.27	C		20	6.3	1244
	VFGS 2	065B2445	9.45	C		25	8	1338
	VFGS 2	065B2446	11.50	C		32	16	1536
	VFGS 2	065B2447	14.86	B		40	20	1691
	VFGS 2	065B2448	17.59	C		50	32	1889
	VFGS 2	065B2449	35.34	C		65	50	2557
	VFGS 2	065B2450	37.96	C		80	80	2873
	VFGS 2	065B2451	68.00	C		100	125	3898
	VFGS 2	065B2452	73.25	C		125	160	6217
PN40 - temperature up to 200°C (300 - 350°C)								
	VFGS 2	065B2453	6.77	C		15	4	1221
	VFGS 2	065B2454	7.95	C		20	6.3	1338
	VFGS 2	065B2455	10.63	C		25	8	1457
	VFGS 2	065B2456	12.82	C		32	16	1653
	VFGS 2	065B2457	14.00	C		40	20	2048
	VFGS 2	065B2458	18.50	C		50	32	2204
	VFGS 2	065B2459	38.12	C		65	50	2990
	VFGS 2	065B2460	40.50	C		80	80	3464
	VFGS 2	065B2461	75.50	C		100	125	4881
	VFGS 2	065B2462	84.00	C		125	160	6375
	VFGS 2	065B2463	210.00	C		150	280	13466
	VFGS 2	065B2464	140.00	C		200	320	19295
	VFGS 2	065B2465	586.00	C		250	400	30877



Photo	Type	Code No.	Gross weight Kg	ABC Class	Description	DN	kvs	Price EUR
Spare parts								
	SAC - Valve inserts	065B2802	0.60	C	Valve insert VFGS 15			492
	SAC - Valve inserts	065B2803	0.59	C	Valve insert VFGS 20			492
	SAC - Valve inserts	065B2804	0.94	C	Valve insert VFGS 25/32			622
	SAC - Valve inserts	065B2805	1.42	C	Valve insert VFGS 40/50			829
	SAC - Valve inserts	065B2806	2.47	C	Valve insert VFGS 65/80			1226
	SAC - Valve inserts	065B2807	5.90	C	Valve insert VFGS 100/125			2165

Accessories

VFG25, (not pressure balanced) 2-way control valve, for applications with AF.. and AMV

Photo	Type	Code No.	Gross weight Kg	ABC Class	Description	DN	kvs	Price EUR
PN16 - temperature 200°C								
	VFG 25	065B2568	6.19	C		15	4	375
	VFG 25	065B2569	7.00	C		20	6.3	377
	VFG 25	065B2570	9.49	C		25	8	409
	VFG 25	065B2571	11.93	C		32	16	586
	VFG 25	065B2572	14.85	C		40	20	705
	VFG 25	065B2573	17.06	C		50	32	850
	VFG 25	065B2574	33.65	C		65	50	1413
	VFG 25	065B2575	27.50	C		80	80	1902

VFG33, (pressure balanced) 3-way mixing valve, and VFG35 (not pressure balanced)

Photo	Type	Code No.	Gross weight Kg	ABC Class	Description	DN	kvs	Price EUR
PN16 - max. 200°C								
	VFG 33	065B2598	11.34	B		25	8	1603
	VFG 33	065B2599	14.85	B		32	12.5	1618
	VFG 33	065B2600	17.50	C		40	20	1818
	VFG 33	065B2601	21.00	B		50	32	1975
	VFG 33	065B2602	42.50	C		65	50	2962
	VFG 33	065B2603	47.50	C		80	80	3181
	VFG 33	065B2604	83.00	C		100	125	4821
	VFG 33	065B2605	102.00	C		125	160	6278
PN25 - max. 200°C								
	VFG 33	065B2606	10.50	C		25	8	1960
	VFG 33	065B2607	15.04	C		32	12.5	1986
	VFG 33	065B2608	18.18	C		40	20	2170
	VFG 33	065B2609	21.54	C		50	32	2325
	VFG 33	065B2610	41.50	C		65	50	3319
	VFG 33	065B2611	41.00	C		80	80	3818
	VFG 33	065B2612	100.35	C		100	125	5301
	VFG 33	065B2613	98.00	C		125	160	6818

VFG34, (pressure balanced) 3-way diverting valve, and VFG36 (not pressure balanced)






Photo	Type	Code No.	Gross weight Kg	ABC Class	Description	DN	kvs	Price EUR
PN16 - max. 200°C								
	VFG 34	065B2614	11.47	C		25	8	1603
	VFG 34	065B2615	14.74	C		32	12.5	1618
	VFG 34	065B2616	18.13	C		40	20	1818
	VFG 34	065B2617	21.58	C		50	32	1975
	VFG 34	065B2618	41.11	C		65	50	2962
	VFG 34	065B2619	50.00	C		80	80	3181
	VFG 34	065B2620	82.00	C		100	125	4821
	VFG 34	065B2621	101.50	C		125	160	6278
PN25 - max. 200°C								
	VFG 34	065B2622	11.35	C		25	8	1960
	VFG 34	065B2623	14.76	C		32	12.5	1986
	VFG 34	065B2624	18.13	C		40	20	2170
	VFG 34	065B2625	21.72	C		50	32	2325
	VFG 34	065B2626	47.50	C		65	50	3319
	VFG 34	065B2627	50.50	C		80	80	3818
	VFG 34	065B2628	84.00	C		100	125	5301
	VFG 34	065B2629	93.00	C		125	160	6818

Photo	Type	Code No.	Gross weight Kg	ABC Class	Description	DN	kvs	Price EUR
PN16 - max. 200°C								
	VFG 36	065B2642	11.73	C		25	8	855
	VFG 36	065B2643	14.39	C		32	12.5	1031
	VFG 36	065B2644	18.07	C		40	20	1197
	VFG 36	065B2645	21.28	C		50	32	1533
	VFG 36	065B2646	39.50	C		65	50	2290
	VFG 36	065B2647	46.00	C		80	80	2954




PN25 - max. 200°C								
	VFG 36	065B2648	10.86	C		25	8	1048
	VFG 36	065B2649	14.54	C		32	12.5	1264
	VFG 36	065B2650	17.78	C		40	20	1431
	VFG 36	065B2651	21.00	C		50	32	1804
	VFG 36	065B2652	42.32	C		65	50	2563
	VFG 36	065B2653	41.00	C		80	80	3546

VFU2, (metallic sealing, cone) 2-way control valve NC, for applications with AF.. and AMV

Photo	Type	Code No.	Gross weight Kg	ABC Class	Description	DN	kvs	Price EUR
PN16 - max. 200°C								
	VFU 2	065B2738	8.31	C		15	4	1324
	VFU 2	065B2739	9.13	C		20	6.3	1486
	VFU 2	065B2740	11.88	C		25	8	1608
	VFU 2	065B2741	13.38	C		32	16	1732
	VFU 2	065B2742	16.73	C		40	20	1884
	VFU 2	065B2743	19.45	C		50	32	1979
	VFU 2	065B2744	37.00	C		65	50	2680
	VFU 2	065B2745	41.00	C		80	80	2776
	VFU 2	065B2746	65.00	C		100	125	3968
	VFU 2	065B2747	75.25	C		125	160	5820





Spare parts see VFG 2

VFQ2, (metallic sealing, cone) 2-way control valve with built-in flow restrictor, for applications with pressure actuators type AF..

Photo	Type	Code No.	Gross weight Kg	ABC Class	Description	DN	kvs	Price EUR
PN16 - max. 150°C (200°C)								
	VFQ 2	065B2654	6.62	B		15	4	1222
	VFQ 2	065B2655	7.11	C		20	6.3	1401
	VFQ 2	065B2656	9.94	B		25	8	1531
	VFQ 2	065B2657	12.33	A		32	16	1659
	VFQ 2	065B2658	15.96	A		40	20	1855
	VFQ 2	065B2659	18.38	A		50	32	2012
	VFQ 2	065B2660	35.48	A		65	50	2759
	VFQ 2	065B2661	38.72	A		80	80	2982
	VFQ 2	065B2662	69.00	A		100	125	5057
	VFQ 2	065B2663	65.00	B		125	160	6619
PN16 - max. 140°C (200°C)								
	VFQ 2	065B2664	134.00	C		150	280	9997
	VFQ 2	065B2665	234.40	C		200	320	15755
	VFQ 2	065B2666	374.00	C		250	400	19600
PN25 - max. 150°C (200°C)								
	VFQ 2	065B2667	6.62	C		15	4	1417
	VFQ 2	065B2668	7.56	C		20	6.3	1605
	VFQ 2	065B2669	9.90	C		25	8	1752
	VFQ 2	065B2670	12.46	C		32	16	1888
	VFQ 2	065B2671	15.64	C		40	20	2095
	VFQ 2	065B2672	18.34	B		50	32	2318
	VFQ 2	065B2673	36.75	B		65	50	3116
	VFQ 2	065B2674	39.00	C		80	80	3445
	VFQ 2	065B2675	69.00	C		100	125	5600
	VFQ 2	065B2676	8.10	C		125	160	7182

VFQ21 (soft sealing, cone) 2-way control valve with built-in flow restrictor, for applications with pressure actuators type AF...

24

Photo	Type	Code No.	Gross weight Kg	ABC Class	Description	DN	kvs	Price EUR
PN16 - max. 150°C								
	VFQ 21	065B2690	7.00	C		15	4	1372
	VFQ 21	065B2691	7.30	C		20	6.3	1549
	VFQ 21	065B2692	10.15	C		25	8	1680
	VFQ 21	065B2693	12.23	C		32	16	1831
	VFQ 21	065B2694	15.60	C		40	20	2027
	VFQ 21	065B2695	17.94	C		50	32	2184
	VFQ 21	065B2696	37.04	C		65	50	3021
	VFQ 21	065B2697	38.50	C		80	80	3243
	VFQ 21	065B2698	64.50	C		100	125	5435
VFQ 21	065B2699	75.00	C		125	160	6996	
PN16 - max. 140°C								
	VFQ 21	065B2700	129.50	C		150	280	10912
	VFQ 21	065B2701	239.00	C		200	320	16668
	VFQ 21	065B2702	228.00	C		250	400	20481
PN25 - max. 150°C								
	VFQ 21	065B2703	6.49	C		15	4	1565
	VFQ 21	065B2704	9.00	C		20	6.3	1753
	VFQ 21	065B2705	9.91	C		25	8	1900
	VFQ 21	065B2706	12.24	C		32	16	2062
	VFQ 21	065B2707	15.49	C		40	20	2268
	VFQ 21	065B2708	18.50	C		50	32	2490
	VFQ 21	065B2709	37.00	C		65	50	3376
	VFQ 21	065B2710	39.50	C		80	80	3708
	VFQ 21	065B2711	70.00	C		100	125	5978
	VFQ 21	065B2712	83.00	C		125	160	7560
	PN40 - max. 150°C							
	VFQ 21	065B2713	7.00	C		15	4	1872
	VFQ 21	065B2714	9.00	C		20	6.3	2086
	VFQ 21	065B2715	10.00	C		25	8	2252
	VFQ 21	065B2716	13.00	C		32	16	2470
	VFQ 21	065B2717	17.00	C		40	20	2707
	VFQ 21	065B2718	22.00	C		50	32	2965
	VFQ 21	065B2719	33.00	C		65	50	3993
	VFQ 21	065B2720	41.00	C		80	80	4496
	VFQ 21	065B2721	70.00	C		100	125	6932
	VFQ 21	065B2722	79.00	C		125	160	8050
	VFQ 21	065B2723	152.50	C		150	280	13353
	VFQ 21	065B2724	145.00	C		200	320	19805
	VFQ 21	065B2725	385.00	C		250	400	31910

Spare parts see VFG 21

Accessories, VF...

Photo	Type	Code No.	Gross weight Kg	ABC Class	Description	DN	kvs	Price EUR
	Combination pieces	003G1397	1.54	B				332
	Combination pieces	003G1398	1.50	A				332
	Stem extensions	003G1393	0.94	C				137
	Stem extensions	003G1395	2.79	C				249
	Stem extensions	003G1396	2.79	B				776

Pilot Controlled Valves
PCV-VFG21, assembly kit for - valve unit, throttle element, impulse tubes (excl. pilot controller) for:
PCVP/PCVD/PCVA

Photo	Type	Code No.	Gross weight Kg	ABC Class	Description	DN	kvs	Price EUR
PN16								
	SAC - Assembly kits for F	003G1503	79.50	C	Assembly kit for PCV-VFG21, DN 100, PN16 flange, Kvs 125			6742
	SAC - Assembly kits for F	003G1504	103.00	C	Assembly kit for PCV-VFG21, DN 125, PN16 flange, Kvs 160			9250
	SAC - Assembly kits for F	003G1505	177.50	C	Assembly kit for PCV-VFG21, DN 150, PN16 flange, Kvs 320			10123

Photo	Type	Code No.	Gross weight Kg	ABC Class	Description	DN	kvs	Price EUR
PN25	SAC - Assembly kits for F	003G1506	265.00	C	Assembly kit for PCV-VFG21, DN 200, PN16 flange, Kvs 450			15139
	SAC - Assembly kits for F	003G1507	397.00	C	Assembly kit for PCV-VFG21, DN 250, PN16 flange, Kvs 630			20668
	SAC - Assembly kits for F	003G1523	84.00	C	Assembly kit for PCV-VFG21, DN 100, PN25 flange, Kvs 125			7228
	SAC - Assembly kits for F	003G1524	130.00	C	Assembly kit for PCV-VFG21, DN 125, PN25 flange, Kvs 160			9978
	SAC - Assembly kits for F	003G1525	209.00	C	Assembly kit for PCV-VFG21, DN 150, PN25 flange, Kvs 320			13603
	SAC - Assembly kits for F	003G1526	273.50	C	Assembly kit for PCV-VFG21, DN 200, PN25 flange, Kvs 450			21847
	SAC - Assembly kits for F	003G1527	387.50	C	Assembly kit for PCV-VFG21, DN 250, PN25 flange, Kvs 630			31294

**PCV-VFQ21, assembly kit for - valve unit, throttle element, impulse tubes (excl. pilot controller) for:
PCVQ/PCVPQ**



Photo	Type	Code No.	Gross weight Kg	ABC Class	Description	DN	kvs	Price EUR
PN16	SAC - Ass. kits for PCV	003G1533	82.50	C	Assembly kit for PCV-VFQ21, DN 100, PN16 flange, Kvs 125			6742
	SAC - Ass. kits for PCV	003G1534	96.00	C	Assembly kit for PCV-VFQ21, DN 125, PN16 flange, Kvs 160			9250
	SAC - Ass. kits for PCV	003G1535	184.50	C	Assembly kit for PCV-VFQ21, DN 150, PN16 flange, Kvs 320			10123
	SAC - Ass. kits for PCV	003G1536	271.00	C	Assembly kit for PCV-VFQ21, DN 200, PN16 flange, Kvs 450			15139
	SAC - Ass. kits for PCV	003G1537	408.00	C	Assembly kit for PCV-VFQ21, DN 250, PN16 flange, Kvs 630			20668
PN25	SAC - Assembly kits for PCV	003G1543	84.50	C	Assembly kit for PCV-VFQ21, DN 100, PN25 flange, Kvs 125			7228
	SAC - Assembly kits for PCV	003G1544	93.00	C	Assembly kit for PCV-VFQ21, DN 125, PN25 flange, Kvs 160			9978
	SAC - Assembly kits for PCV	003G1545	219.50	C	Assembly kit for PCV-VFQ21, DN 150, PN25 flange, Kvs 320			13603
	SAC - Assembly kits for PCV	003G1546	328.50	C	Assembly kit for PCV-VFQ21, DN 200, PN25 flange, Kvs 450			21847
	SAC - Assembly kits for PCV	003G1547	256.00	C	Assembly kit for PCV-VFQ21, DN 250, PN25 flange, Kvs 630			31294

Spare parts and accessories, PCV

Photo	Type	Code No.	Gross weight Kg	ABC Class	Description	DN	kvs	Price EUR
	SAC - Impulse tube for PCV	003G1599	0.11	B				40

Various heating products

FV, strainer

Photo	Type	Code No.	Gross weight Kg	ABC Class	Description	DN	kvs	Price EUR
Type FV-40 mesh/inch (40)								
	FV	036L0010	0.28	B		16	10	24
	FV	036L0015	0.23	A		16	15	26
	FV	036L0020	0.35	A		16	20	33
	FV	036L0025	0.61	A		16	25	43
Type FV-60 mesh/inch (60)								
	FV	036L0012	0.28	C		16	10	26
	FV	036L0017	0.23	B		16	15	28

FVF strainers flanged version


Photo	Type	Code No.	Gross weight Kg	ABC Class	Description	DN	kvs	Price EUR
FVF strainers flanged version DN15 - 300								
	FVF, PN16	065B7740	2.34	C		16	15	40
	FVF, PN16	065B7741	2.82	A		16	20	42
	FVF, PN16	065B7742	3.85	B		16	25	45
	FVF, PN16	065B7743	5.26	A		16	32	53
	FVF, PN16	065B7744	6.69	A		16	40	54
	FVF, PN16	065B7745	9.48	A		16	50	63
	FVF, PN16	065B7746	12.72	A		16	65	82
	FVF, PN16	065B7747	16.02	A		16	80	107
	FVF, PN16	065B7748	29.00	A		16	100	171
	FVF, PN16	065B7749	43.91	A		16	125	233
	FVF, PN16	065B7750	66.00	A		16	150	378
	FVF, PN16	065B7751	120.00	B		16	200	678
	FVF, PN16	065B7752	187.40	C		16	250	2719
	FVF, PN16	065B7753	246.00	C		16	300	4328
	FVF, PN25	065B7770	2.69	C		16	15	58





Photo	Type	Code No.	Gross weight Kg	ABC Class	Description	DN	kvs	Price EUR
	FVF, PN25	065B7771	3.44	B		16	20	61
	FVF, PN25	065B7772	4.11	B		16	25	67
	FVF, PN25	065B7773	5.13	B		16	32	76
	FVF, PN25	065B7774	7.22	B		16	40	79
	FVF, PN25	065B7775	9.27	A		16	50	92
	FVF, PN25	065B7776	12.62	C		16	65	121
	FVF, PN25	065B7777	17.82	B		16	80	156
	FVF, PN25	065B7778	30.29	B		16	100	247
	FVF, PN25	065B7779	33.20	C		16	125	338
	FVF, PN25	065B7780	60.40	B		16	150	548
	FVF, PN25	065B7781	125.40	C		16	200	983
	FVF, PN25	065B7782	163.00	C		16	250	3943
	FVF, PN25	065B7783	285.00	C		16	300	6278

FVF strainers accessories




Photo	Type	Code No.	Gross weight Kg	ABC Class	Description	DN	kvs	Price EUR
FVF accessories								
	Aux. products - Service kits	065B7810	0.01		Screens DN15/20 PN16-25 Normal+Gasket			9
	Aux. products - Service kits	065B7812	0.01		Screens DN25 PN16-25 Normal+Gasket			10
	Aux. products - Service kits	065B7813	0.01		Screens DN32 PN16-25 Normal+Gasket			10
	Aux. products - Service kits	065B7814	0.02		Screens DN40 PN16-25 Normal+Gasket			11
	Aux. products - Service kits	065B7815	0.03		Screens DN50 PN16-25 Normal+Gasket			11
	Aux. products - Service kits	065B7816	0.05		Screens DN65 PN16-25 Normal+Gasket			12
	Aux. products - Service kits	065B7817	0.14		Screens DN80 PN16-25 Normal+Gasket			19
	Aux. products - Service kits	065B7818	0.21		Screens DN100 PN16-25 Normal+Gasket			26
	Aux. products - Service kits	065B7819	0.00		Screens DN125 PN16-25 Normal+Gasket			36
	Aux. products - Service kits	065B7820	0.00		Screens DN150 PN16-25 Normal+Gasket			100
	Aux. products - Service kits	065B7821	0.00		Screens DN200 PN16-25 Normal+Gasket			145
	Aux. products - Service kits	065B7822	0.00		Screens DN250 PN16-25 Normal+Gasket			160
	Aux. products - Service kits	065B7823	0.00		Screens DN300 PN16-25 Normal+Gasket			213
	Aux. products - Service kits	065B7824	0.01		Screens DN15/20 PN16-25 Fine+Gasket			16
	Aux. products - Service kits	065B7826	0.01		Screens DN25 PN16-25 Fine+Gasket			18
	Aux. products - Service kits	065B7827	0.02		Screens DN32 PN16-25 Fine+Gasket			18
	Aux. products - Service kits	065B7828	0.03		Screens DN40 PN16-25 Fine+Gasket			20
	Aux. products - Service kits	065B7829	0.04		Screens DN50 PN16-25 Fine+Gasket			23
	Aux. products - Service kits	065B7830	0.07		Screens DN65 PN16-25 Fine+Gasket			27
	Aux. products - Service kits	065B7831	0.15		Screens DN80 PN16-25 Fine+Gasket			36
	Aux. products - Service kits	065B7832	0.20		Screens DN100 PN16-25 Fine+Gasket			50
	Aux. products - Service kits	065B7833	0.37		Screens DN125 PN16-25 Fine+Gasket			69
	Aux. products - Service kits	065B7834	0.00		Screens DN150 PN16-25 Fine+Gasket			102
	Aux. products - Service kits	065B7835	0.00		Screens DN200 PN16-25 Fine+Gasket			147
	Aux. products - Service kits	065B7836	0.00		Screens DN250 PN16-25 Fine+Gasket			163
	Aux. products - Service kits	065B7837	0.00		Screens DN300 PN16-25 Fine+Gasket			205
	FVF-B	065B7801	0.33		Ball Valve DN15 and reduction unit			21
	FVF-B	065B7802	0.15		Ball Valve DN10 and reduction unit			16
	FVF-M	065B7790	0.10	B	Magnetic Insert DN15-20			29
	FVF-M	065B7791	0.11	A	Magnetic Insert DN25-32			29
	FVF-M	065B7792	0.13	B	Magnetic Insert DN40			31
	FVF-M	065B7793	0.13	A	Magnetic Insert DN50			32
	FVF-M	065B7794	0.47	A	Magnetic Insert DN65			47
	FVF-M	065B7795	0.49	B	Magnetic Insert DN80			48
	FVF-M	065B7796	0.57	A	Magnetic Insert DN100-125			65
	FVF-M	065B7797	0.79	B	Magnetic Insert DN150			89
	FVF-M	065B7798	1.01	B	Magnetic Insert DN200			110
	FVF-M	065B7799	1.00	C	Magnetic Insert DN250			124
	FVF-M	065B7800	1.15	C	Magnetic Insert DN300			148

Electronic Temperature Controllers, Heating and Ventilation Controls



Controller

Photo	Type	Code No.	Gross weight Kg	ABC Class	Description	Price EUR
ECL Comfort 110						
	ECL Comfort 110	087B1251	0.54	B	Universal hardware - 24 V a.c.	413
	ECL Comfort 110	087B1252	0.53	B	Universal hardware - 24 V a.c.with timer program	474
	ECL Comfort 110	087B1261	0.54	A	Universal hardware - 230 V a.c.	413
	ECL Comfort 110	087B1262	0.54	A	Universal hardware - 230 V a.c.with timer program	474
ECL Comfort 200						
	ECL Comfort 200	087B1120	0.49	A	Universal hardware - 230 V a.c.	474
	ECL Comfort 200	087B1124	0.50	A	Universal hardware - 24 V a.c.	474
ECL Comfort 300						
	ECL Comfort 300	087B1130	0.52	A	Universal hardware - 230 V a.c.	491
	ECL Comfort 300	087B1131	0.57	C	Universal hardware - 230 V a.c. with 2 additional pulse inputs	681
	ECL Comfort 300	087B1134	0.52	A	Universal hardware - 24 V a.c.	491
	ECL Comfort 300	087B1839	0.54	B	Uni. hardw. - 230 V a.c. with 2 add. analog inputs and 2 analog outputs	681
ECL Comfort 301						
	ECL Comfort 301	087B1834	0.52	A	Universal hardware - 230 V a.c.	491
	ECL Comfort 301	087B1835	0.54	C	Universal hardware - 230 V a.c. with 2 additional pulse inputs	681
	ECL Comfort 301	087B1836	0.54	C	Uni. hardw. - 230 V a.c. with 2 add. analog inputs and 2 analog outputs	681

Cards & Instructions

Photo	Type	Code No.	Gross weight Kg	ABC Class	Description	Price EUR
For ECL Comfort 110 (Instruction and Quick Guide only)						
	Instructions	087B8151		C	Instructions, appl. 116; User guide and quick guide (GB)	
	Instructions	087B8152		C	Instructions, appl. 130; User guide and quick guide (GB)	
for ECL Comfort 200						
	P16	087B4663	0.11	A	GB	35
	P17	087B4664	0.11	A	GB	35
	P20	087B4660	0.12	B	GB	35
	P30	087B4653	0.12	A	GB	35
for ECL Comfort 300						
	C12	087B4900	0.13	C	GB	173
	C14	087B4824	0.15	B	GB	173
	C17	087B4730	0.13	C	GB	151
	C25	087B4770	0.14	B	GB	86
	C30	087B4889	0.13	C	GB	131
	C35	087B4761	0.13	A	GB	173
	C37	087B4758	0.15	B	GB	206
	C47	087B4821	0.16	A	GB	259
	C55	087B4783	0.14	B	GB	250
	C60	087B4756	0.14	A	GB	216
	C62	087B4808	0.13	B	GB	216
	C66	087B4757	0.14	C	GB	216
	C67	087B4820	0.15	C	GB	249
	C75	087B4825	0.15	A	GB	282
	A00	087B4962	0.03	C	GB	42
for ECL Comfort 301						
	L05	087B4870	0.17	B	DE	226
	L10	087B4874	0.11	C	GB	173
	L32	087B4854	0.14	C	GB	226
	L66	087B4871	0.13	A	RU	216
	L76	087B4878	0.14	C	GB	271


Extention modules

Photo	Type	Code No.	Gross weight Kg	ABC Class	Description	Price EUR
	ECA 71	087B1126	0.04	A	MODBUS module for the ECL Comfort 200/300 series	216
	ECA 82	087B1152	0.18	A	Communication module - LON - FTT 10 A	242
	ECA 84	087B1155	0.08	A	M-bus module for ECL Comfort 300	252
	ECA 87	087B1160	0.18	B	RS 232 Remote control and data log	337
	Modem cable	087B1171	0.15	C	Modem cable for ECA 87	113
	PC cable	087B1172	0.13	C	PC cable for ECA 87	102
	ECA 73	087B1128	0.08	A	M-Bus combi module for theECL Comfort 300S	271
	ECA 80	087B1150	0.07	A	Relay module	94
	ECA 86	087B1158	0.08	B	Temperature Monitoring and Alarm Module	150




Timer module for ECL 110

Photo	Type	Code No.	Gross weight Kg	ABC Class	Description	Price EUR
	ECA 110	087B1248	0.02	C	Timer program for ECL Comfort 110 (chip card)	67

Remote controls

Photo	Type	Code No.	Gross weight Kg	ABC Class	Description	Price EUR
	ECA 60	087B1140	0.24	A	Room Panel with room temperature sensor	174
	ECA 61	087B1141	0.23	A	Remote Control with room temperature sensor	260
	ECA 62	087B1169	0.24	B	Room Panel with room temperature and humidity sensor	328
	ECA 63	087B1143	0.25	A	Remote Control with room temperature and humidity sensor	321

ECL Accessories

Photo	Type	Code No.	Gross weight Kg	ABC Class	Description	Price EUR
	ECA 9010	087B3081	0.04	A	Override module	53
	ECA 99	087B1156	1.05	A	24 V transformer, Lübke (35VA)	69
	ECL Socket for wall mount.	087B1149	0.29	A	Socket for wall mounting (ECL Comfort 200/300)	42
	ECL Socket for wall mount.	087B1154	0.27	C	Socket for wall mounting (ECL Comfort 100)	38
	ECL Connector set	087B1148	0.07	A	Connector set for panel mounting	27
	ECL Mounting kit	087B1249	0.08	B	Panel mounting kit for ECL Comfort 110	27
	ECL Mounting kit	087B1144	0.01	C	Mounting kit for DIN-rail for ECA 73/80/86	46
	ECL Mounting kit	087B1145	0.02	A	Mounting kit for DIN rail	22
	PC cable	087B1162	0.12	C	RS 232 cable for ECL Comfort 200/300/301/302 front	95

Service Tool / Accessories

Photo	Type	Code No.	Gross weight Kg	ABC Class	Description	Price EUR
	ECA-ST 101A	087B2510	0.35	C	software for operation of the ECL Apex 10 controller (CD-ROM)	67

Temperature sensors

Pt 1000 (1000 Ohm / 0 °C)









Photo	Type	Code No.	Gross weight Kg	ABC Class	Description	Price EUR
	ESM-10	087B1164	0.04	A	Pt 1000 room temperature sensor	45
	ESM-11	087B1165	0.04	A	Pt 1000 surface sensor	45
	ESMB-12	087B1184	0.09	A	Pt 1000 Universal sensor	60
	ESMC	087N0011	0.05	A	Pt 1000 Surface sensor	45

Photo	Type	Code No.	Gross weight Kg	ABC Class	Description	Price EUR
	ESMT	084N1012	0.09	A	Pt 1000 outdoor sensor	45
	ESMU-100	087B1180	0.14	A	Pt 1000 immersion sensor, 100 mm, copper	67
	ESMU-100	087B1182	0.13	A	Pt 1000 immersion sensor, 100 mm, stainless steel	100
	ESMU-250	087B1181	0.17	A	Pt 1000 immersion sensor, 250 mm, copper	78
	ESMU-250	087B1183	0.15	A	Pt 1000 immersion sensor, 250 mm, stainless steel	119



Pockets for sensors

ESMB-12 & ESMU pockets

Photo	Type	Code No.	Gross weight Kg	ABC Class	Description	Price EUR
	Pockets for ESMB 12	087B1192	0.07	A		62
	Pockets for ESMB 12	087B1193	0.09	B		75
	Pockets for ESMU	087B1190	0.09	A		70
	Pockets for ESMU	087B1191	0.11	A		85


Safety thermostats

Safety thermostats

Photo	Type	Code No.	Gross weight Kg	ABC Class	Description	Price EUR
	ST-1	087N1050	0.46	A	Safety thermostat ST-1	124
	ST-2	087N1051	0.46	A	Safety thermostat ST-2	124

Motorized Control Valves




AMV 150 Actuator

Photo	Type	Code No.	Gross weight Kg	ABC Class	Description	DN	kvs	Price EUR
AMV 150 Actuator								
	AMV 150	082G3089	0.40	A	24	24	250	242
	AMV 150	082G3090	0.40	A	230	24	250	242
	AMV 150 AS	082G3091	0.34		230	24	250	
	AMV 150 AS	082G3092	0.34		24	24	250	




AMV 150 Accessories

Photo	Type	Code No.	Gross weight Kg	ABC Class	Description	DN	kvs	Price EUR
	Cables	082H8052	0.33	C				52
	Cables	082H8053	0.23	C				52

AMV(E) 10/20/30 actuators

Photo	Type	Code No.	Gross weight Kg	ABC Class	Description	DN	kvs	Price EUR
	AME 10	082G3005	0.68	A	24	14	300	414
	AMV 10	082G3001	0.62	A	230	14	300	339
	AMV 10	082G3002	0.62	A	24	14	300	339
	Cables	082H8052	0.33	C				52
	Cables	082H8053	0.23	C				52
Photo	Type	Code No.	Gross weight Kg	ABC Class	Description	DN	kvs	Price EUR
	AMV 20	082G3007	1.46	A	230	15	450	491
	AMV 20	082G3008	1.48	A	24	15	450	491
	AME 20	082G3015	1.52	A	24	15	450	640
	AMV 30	082G3011	1.58	A	230	3	450	527
	AMV 30	082G3012	1.66	A	24	3	450	527
	AME 30	082G3017	1.62	A	24	3	450	696




AMV(E) 13/23/33 actuators with spring return

Photo	Type	Code No.	Gross weight Kg	ABC Class	Description	DN	kvs	Price EUR
	AMV 13	082G3003	0.82	A	230	14	300	386
	AMV 13	082G3004	0.88	C	24	14	300	386
	AME 13	082G3006	0.88	A	24	14	300	471
	AMV 23	082G3009	1.88	A	230	15	450	537
	AMV 23	082G3010	1.95	B	24	15	450	537
	AME 23	082G3016	1.96	A	24	15	450	696
	AMV 33	082G3013	2.01	A	230	3	450	576
	AMV 33	082G3014	2.11	B	24	3	450	576
	AME 33	082G3018	2.08	A	24	3	450	735




AMV 20/23/30/33 Accessories

Photo	Type	Code No.	Gross weight Kg	ABC Class	Description	DN	kvs	Price EUR
	Additional switches/potention	082G3201	0.09	A				117
	Additional switches/potention	082G3202	0.11	B				234
	Additional switches/potention	082G3203	0.11	A				234




AMV 20SL-30SL-23SL (Stroke limitation)

Photo	Type	Code No.	Gross weight Kg	ABC Class	Description	DN	kvs	Price EUR
	AMV 20 SL	082G3035	1.50	A	230	15	450	605
	AMV 20 SL	082G3036	1.60	C	24	15	450	605
	AMV 23 SL	082G3037	1.98	A	230	15	450	649
	AMV 23 SL	082G3038	1.55	C	24	15	450	649
	AMV 30 SL	082G3055	1.73	B	230	3	450	640

AMV(E) 410/413/610/613/633 Actuators

Photo	Type	Code No.	Gross weight Kg	ABC Class	Description	DN	kvs	Price EUR
	AMV 410	082G0608	2.71	A	230	15	1000	1040
	AMV 410	082G0609	2.75	A	230	15	1000	1100
	AME 410	082G0610	2.76	A	24	15	1000	1218
	AMV 413	082G0611	3.21	A	230	15	800	1366
	AMV 413	082G0612	3.25	A	230	15	800	1426
	AME 413	082G0613	3.36	A	24	15	800	1604
	AMV 610	082G0614	9.40	A	230	15	1200	1503
	AME 610	082G0615	9.85	C	230	15	1200	1985
	AMV 613	082G0616	9.94	A	230	15	1200	1559
	AME-H 613	082G0622	8.50	C	230	15	1200	2132
	AMV 613-Y60	082G0617	8.94	C	230	15	1200	1559
	AMV-H 613	082G0621	10.20	C	230	15	1200	1625
	AME 613	082G0619	9.92	A	230	15	1200	2066
	AMV 633	082G0618	9.57	B	230	4	1200	1559
	AME 633	082G0620	9.89	C	230	4	1200	2066

AMV 323/423/523 Actuators

Photo	Type	Code No.	Gross weight Kg	ABC Class	Description	DN	kvs	Price EUR
	AMV 323	082G3320	3.31	B	24	1	600	605
	AMV 323	082G3321	3.30	A	230	1	600	605
	AMV 423	082G3420	3.33	A	24	3	1200	633
	AMV 423	082G3421	3.34	A	230	3	1200	633
	AMV 523	082G3520	3.37	A	24	11	1200	633
	AMV 523	082G3521	3.36	A	230	11	1200	633

AMV 323/423/523 Function modules for actuators

Photo	Type	Code No.	Gross weight Kg	ABC Class	Description	DN	kvs	Price EUR
Additional switches/potentiometers								
	Add. switches/potentiometers	082B3301	0.17	B	2 auxillary switches			130
	Add. switches/potentiometers	082B3318	0.29	C	24 V servo P/PL Controller			614
	Add. switches/potentiometers	082B3319	0.30	B	230 V servo P/PL Controller			637
	Add. switches/potentiometers	082B3328	0.24	A	24 V servo, 0-10 V / 0-20 mA			317
	Add. switches/potentiometers	082B3329	0.25	A	230 V servo, 0-10 V / 0-20 mA			376

AMV 323/423/523 Spare parts for actuators

Photo	Type	Code No.	Gross weight Kg	ABC Class	Description	DN	kvs	Price EUR
Service kits								
	Electrical act. - Service kits	082B0198	0.22	C	Gear wheel/rack			65
	Electrical act. - Service kits	082B0235	0.17	C	Gear wheel/rack, version B			65

AMV 410(3) and 610(3) Spare parts for actuators

Photo	Type	Code No.	Gross weight Kg	ABC Class	Description	DN	kvs	Price EUR
Service kits								
	Electrical act. - Service kits	082G0690	0.24	C	PCB for AMV 410			164
	Electrical act. - Service kits	082G0691	0.23	C	PCB for AMV 413			191
	Electrical act. - Service kits	082G0692	0.34	C	PCB for AME 410 (3)			445
	Electrical act. - Service kits	082G0693	0.46	C	PCB for AME (-H) 610 (3)			354
	Electrical act. - Service kits	082G0694	0.50	C	PCB for AME 610 (3)			531
	Electrical act. - Service kits	082G0695	0.16	C	Add. switch for AME 410 (3)			97
	Electrical act. - Service kits	082G0696	0.13	C	Add. potentiometer for AME 410 (3)			104

Actuators for Heating and Cooling


AMV(E) 435 Actuator

Photo	Type	Code No.	Gross weight Kg	ABC Class	Description	DN	kvs	Price EUR
	AME 435	082H0161	0.77	C	24	7.5	400	241
	AMV 435	082H0162	0.74	A	24	7.5	400	191
	AMV 435	082H0163	0.78	A	230	7.5	400	201


AMV(E) 438SU Actuator

Photo	Type	Code No.	Gross weight Kg	ABC Class	Description	DN	kvs	Price EUR
	AME 438 SU	082H0121	0.00	C	24	15	450	718



AMV(E) 15/16 Actuator

Photo	Type	Code No.	Gross weight Kg	ABC Class	Description	DN	kvs	Price EUR
	AMV 15	082G3026	0.79	A	230	11	500	386
	AMV 15	082G3027	0.78	A	24	11	500	386
	AME 15	082G3028	0.85	A	24	11	500	437
	AMV 16	082G3029	0.81	C	24	7	300	386
	AMV 16	082G3030	0.81	B	230	7	300	386
	AME 16	082G3031	0.84	A	24	7	300	437
Photo	Type	Code No.	Gross weight Kg	ABC Class	Description	DN	kvs	Price EUR
	AME 15 ES	082H3065	0.85	C	24	11	500	505


AMV(E) 13 SU Actuator

Photo	Type	Code No.	Gross weight Kg	ABC Class	Description	DN	kvs	Price EUR
	AME 13 SU	082H3044	0.84	C	24	14	300	471
	AME 23 SU	082G3042	1.96	C	24	15	450	696
	AMV 13 SU	082H3042	0.80	C	230	14	300	386
	AMV 13 SU	082H3043	0.80	C	24	14	300	386
	AMV 23 SU	082G3040	1.93	C	230	15	450	537
	AMV 23 SU	082G3041	1.93	C	24	15	450	537



AMV(E) 25/35 Actuator

Photo	Type	Code No.	Gross weight Kg	ABC Class	Description	DN	kvs	Price EUR
	AMV 25	082G3023	1.59	A	24	11	1000	538
	AMV 25	082G3024	1.59	A	230	11	1000	538
	AME 25	082G3025	1.66	A	24	11	1000	698
	AMV 35	082G3020	1.72	A	24	3	600	589
	AMV 35	082G3021	1.70	A	230	3	600	589
	AME 35	082G3022	1.74	A	24	3	600	671



AMV(E) 25 SU/SD Actuator

Photo	Type	Code No.	Gross weight Kg	ABC Class	Description	DN	kvs	Price EUR
	AMV 25 SD	082H3036	2.22	C	24	11	450	627
	AMV 25 SD	082H3037	2.15	A	230	11	450	627
	AME 25 SD	082H3038	2.25	A	24	11	450	686
	AMV 25 SU	082H3039	2.23	C	24	11	450	627
	AMV 25 SU	082H3040	2.22	B	230	11	450	627
	AME 25 SU	082H3041	2.26	B	24	11	450	686

AMV(E) 55/56 Actuator

Photo	Type	Code No.	Gross weight Kg	ABC Class	Description	DN	kvs	Price EUR
	AMV 55	082H3020	3.09	A	24	8	2000	785
	AMV 55	082H3021	3.07	A	230	8	2000	785
	AME 55	082H3022	3.14	A	24	8	2000	888
	AMV 56	082H3023	2.99	B	24	4	1500	785
	AMV 56	082H3024	3.08	A	230	4	1500	785
	AME 56	082H3025	3.16	A	24	4	1500	888



AMV(E) 85/86 Actuator

Photo	Type	Code No.	Gross weight Kg	ABC Class	Description	DN	kvs	Price EUR
	AMV 85	082G1450	10.58	C	24	8	5000	1344
	AMV 85	082G1451	10.55	A	230	8	5000	1344
	AME 85	082G1452	10.65	A	24	8	5000	1681
	AMV 86	082G1460	11.02	C	24	3	5000	1344
	AMV 86	082G1461	10.91	A	230	3	5000	1344
	AME 86	082G1462	11.04	B	24	3	5000	1681



AMB-PBU25 Electronic power backup 24AVAC AMV(E) 55/56 85/86

Photo	Type	Code No.	Gross weight Kg	ABC Class	Description	DN	kvs	Price EUR
	Electronic power backup unit	082H7090	1.09	C				461

Thermohydraulic actuator ABV / TWA-Z

Photo	Type	Code No.	Gross weight Kg	ABC Class	Description	DN	kvs	Price EUR
	ABV	082F0001	0.31	A	230	135	80	107
	ABV	082F0002	0.30	A	24	135	80	107
	ABV	082F0051	0.30	A	230	245	80	107
	ABV	082F0052	0.30	A	24	245	80	107
	TWA-Z	082F1220	0.15		24			
	TWA-Z	082F1222	0.15		24			
	TWA-Z	082F1224	0.16		230			
	TWA-Z	082F1226	0.16		230			

AMB 162/182 Actuator for rotating valves

Photo	Type	Code No.	Gross weight Kg	ABC Class	Description	DN	kvs	Price EUR
	AMB 162	082G4030	0.54	A	24	140	5	178
	AMB 162	082G4031	0.68	B	24	140	5	182
	AMB 162	082G4032	0.58	A	230	70	5	178
	AMB 162	082G4034	0.53	A	230	140	5	178
	AMB 162	082G4035	0.68	A	230	140	5	182
	AMB 162	082G4040	0.61	A	230	670	5	178
	AMB 162	082G4050	0.60	A	24	140	5	391
	AMB 182	082G4055	0.65	A	24	140	15	470
	AMB 182	082G4056	0.65	B	24	280	15	470
	AMB 182	082G4062	0.61	B	24	70	10	261
	AMB 182	082G4064	0.61	B	24	280	15	261
	AMB 182	082G4067	0.61	A	230	70	10	261
	AMB 182	082G4069	0.61	A	230	280	15	261
	AMB 182	082G4079	0.76	B	230	280	15	297

AMV(E)15/16/25/35/55 Accessories

Photo	Type	Code No.	Gross weight Kg	ABC Class	Description	DN	kvs	Price EUR
Additional switches/potentiometers								
	Adapters	065Z7549	1.16	C	High temperature adapter VEFS2 (>150° C)			148
	Add. switches/pot.	082H3068	0.08	C	Active return signal kit for AME15/AME16			95
	Add. switches/pot.	082H3069	0.11	C	Active return signal kit for AME25/AME35			159
	Add. switches/pot.	082H3070	0.12	C	Active return signal kit for AME55/AME56			126
	Add. switches/pot.	082H7015	0.11	B	Additional switch (x2)			112

Photo	Type	Code No.	Gross weight Kg	ABC Class	Description	DN	kvs	Price EUR
	Add. switches/pot.	082H7016	0.11	C	Additional switch (x2) and Potentiometer (10 kOhm)			164
	Add. switches/pot.	082H7017	0.12	C	Additional switch (x2) and Potentiometer (1 kOhm)			201
	Add. switches/pot.	082H7019	0.07	C	Additional potentiometer (10 kOhm) - AMV 15, 16			103
	Add. switches/pot.	082H7020	0.07	C	Additional potentiometer (1 kOhm) - AMV 15, 16			85
	Add. switches/pot.	082H7034	0.10	C	Potentiometer (10 kOhm/15 mm)			105
	Add. switches/pot.	082H7035	0.07	C	Additional potentiometer (10 kOhm/ 30 mm)			137
	Add. switches/pot.	082H7036	0.09	C	Additional potentiometer (10 kOhm/ 40 mm)			97
	Add. switches/pot.	082H7037	0.07	C	Additional switch (x2)			102
	Add. switches/pot.	082H7038	0.08	C	Additional potentiometer (1 kOhm/ 30 mm)			92
	Add. switches/pot.	082H7039	0.09	C	Additional potentiometer (1 kOhm/ 40 mm)			134

AMV(E) 85/86 Accessories

Photo	Type	Code No.	Gross weight Kg	ABC Class	Description	DN	kvs	Price EUR
Additional switches/potentiometers								
	Add. switches/pot.	082H7050	0.18	C	Additional switch (x2) for AMV 86/3/24			218
	Add. switches/pot.	082H7051	0.14	C	Additional switch (x2) for AMV 86/3/230			158
	Add. switches/pot.	082H7071	0.14	B	Additional switch (x2) for AMV 85/8/230			177
	Add. switches/pot.	082H7072	0.16	C	Additional switch (x2) for AMV 85/8/24			215
	Add. switches/pot.	082H7080	0.18	C	Add. switch (x2) and pot. (10 kOhm) for AMV 86/3/230			266
	Add. switches/pot.	082H7081	0.21	C	Add. switch (x2) and pot. (10 kOhm) for AMV 86/3/24			287
	Add. switches/pot.	082H7082	0.17	C	Add. switch (x2) and pot. (10 kOhm) for AMV 85/8/230			266
	Add. switches/pot.	082H7083	0.19	C	Add. switch (x2) and pot. (10 kOhm) for AMV 85/8/24			305

AMB 162/182 Accessories

Photo	Type	Code No.	Gross weight Kg	ABC Class	Description	DN	kvs	Price EUR
	Add. switches/pot.	082G4012	0.02	B	Signal switch			27
	Link kits	082G4230	0.06	A	Link kits for Danfoss HRE, HFE, HRB valves - ESBE, TA, Sauter			14
	Link kits	082G4235	0.04	B	Link kits for new Danfoss HRB valves (Y2009)			5
	Link kits	082G4255	0.10	C	Link kits for Danfoss AMB 162/182 - Honeywell/Centra			16
	Link kits	082G4259	0.03		Wita-Meibes			6
	Link kits	082G4270	0.03	C	L & G			6

AMV(E) 435/438SU Accessories

Photo	Type	Code No.	Gross weight Kg	ABC Class	Description	DN	kvs	Price EUR
	Adapters	065Z0313	0.24	C				52
	Stem heaters	065B2171	0.18	A				273
	Stem heaters	065Z0315						

Butterfly valves**DH Butterfly valves**



Photo	Type	Code No.	Gross weight Kg	ABC Class	Description	DN	kvs	Price EUR
Wafer type VFY-WH								
	VFY-WH	065B7350	2.63	A	25	40		66
	VFY-WH	065B7351	2.64	A	40	62		66
	VFY-WH	065B7352	3.32	A	50	79		66
	VFY-WH	065B7353	3.89	A	65	174		70
	VFY-WH	065B7354	4.15	A	80	275		79
	VFY-WH	065B7355	6.99	A	100	496		94
	VFY-WH	065B7356	7.64	A	125	883		112
	VFY-WH	065B7357	8.50	A	150	1212		127
	VFY-WH	065B7358	19.41	A	200	2500		228
	VFY-WH	065B7359	25.84	A	250	3948		431
VFY-WH	065B7360	37.00	B	300	5635		510	
Lug type VFY-LH								
	VFY-LH	065B7365	2.91	C	32	62		79
	VFY-LH	065B7366	2.92	B	40	62		79
	VFY-LH	065B7367	3.80	B	50	79		79
	VFY-LH	065B7368	4.30	C	65	174		84
	VFY-LH	065B7369	5.13	B	80	275		99
	VFY-LH	065B7370	9.12	C	100	496		119

Photo	Type	Code No.	Gross weight Kg	ABC Class	Description	DN	kvs	Price EUR
	VFY-LH	065B7371	10.24	C	125	883		138
	VFY-LH	065B7372	11.18	C	150	1212		159
	VFY-LH	065B7373	25.92	C	200	2500		340
	VFY-LH	065B7374	29.70	C	250	3948		608
	VFY-LH	065B7375	43.00	C	300	5635		745


Wafer type VFY-WG Gear box

	VFY-WG	065B7361	12.37	B	150	1212		278
	VFY-WG	065B7362	17.52	A	200	2500		374
	VFY-WG	065B7363	32.87	B	250	3948		604
	VFY-WG	065B7364	43.00	B	300	5635		688

Wafer type VFY-LG Gear box

	VFY-LG	065B7376	15.07	C	150	1212		323
	VFY-LG	065B7377	26.23	C	200	2500		491
	VFY-LG	065B7378	40.39	C	250	3948		793
	VFY-LG	065B7379	50.00	C	300	5635		981

HVAC Butterfly valves


Photo	Type	Code No.	Gross weight Kg	ABC Class	Description	DN	kvs	Price EUR
VFY-WA (Wafer type)								
	VFY-WA	082G7350	3.58	C	230	25	40	531
	VFY-WA	082G7351	4.17	B	230	40	62	537
	VFY-WA	082G7352	4.91	A	230	50	79	624
	VFY-WA	082G7353	5.40	A	230	65	174	630
	VFY-WA	082G7354	6.89	A	230	80	275	919
	VFY-WA	082G7355	9.79	A	230	100	496	1076
	VFY-WA	082G7356	11.64	C	230	125	883	1090
	VFY-WA	082G7357	17.49	B	230	150	1212	1889
	VFY-WA	082G7358	24.22	B	230	200	2500	1928
	VFY-WA	082G7359	41.00	C	230	250	3948	2465
	VFY-WA	082G7360	50.33	B	230	300	5635	2766
	VFY-WA	082G7361	4.00	C	24	25	40	453
	VFY-WA	082G7362	4.14	C	24	32	62	457
	VFY-WA	082G7363	5.01	C	24	50	79	546
	VFY-WA	082G7364	4.31	C	24	65	174	553
	VFY-WA	082G7365	6.64	B	24	80	275	616
	VFY-WA	082G7366	9.43	B	24	100	496	954
	VFY-WA	082G7367	11.61	C	24	125	883	968
	VFY-WA	082G7368	17.37	C	24	150	1212	1922
	VFY-WA	082G7369	23.60	C	24	200	2500	1928
	VFY-WA	082G7370	81.40	C	24	250	3948	4763
	VFY-WA	082G7371	88.00	C	24	300	5635	5240

Spare parts HVAC actuator


	MCV - Service kits	082G7381	1.57	C				492
	MCV - Service kits	082G7382	2.00	C				588
	MCV - Service kits	082G7383	2.05	C				874
	MCV - Service kits	082G7384	3.80	C				1023
	MCV - Service kits	082G7385	5.91	C				1814
	MCV - Service kits	082G7386	7.12	C				1814
	MCV - Service kits	082G7387	20.52	C				2205
	MCV - Service kits	082G7388	1.26	C				409
	MCV - Service kits	082G7389	3.54	C				505
	MCV - Service kits	082G7390	1.50	C				559

ON/OFF zone valves, type AMZ


AMZ 112 2-way

Photo	Type	Code No.	Gross weight Kg	ABC Class	Description	DN	kvs	Price EUR
	AMZ 112	082G5501	0.91	A	230	15	17	125
	AMZ 112	082G5502	0.91	A	230	20	41	129
	AMZ 112	082G5503	1.06	A	230	25	68	136
	AMZ 112	082G5514	1.32	A	230	32	123	142


AMZ 113 3-way

Photo	Type	Code No.	Gross weight Kg	ABC Class	Description	DN	kvs	Price EUR
	AMZ 113	082G5511	0.96	B	230	15	3.8	193
	AMZ 113	082G5512	1.16	A	230	20	7.7	194
	AMZ 113	082G5513	1.47	A	230	25	11	207


Rotary valves**HRB3 3-way rotary valves PN10**

Photo	Type	Code No.	Gross weight Kg	ABC Class	Description	DN	kvs	Price EUR
	HRB 3	065B2220	0.46	C	Rp 1/2	15	0.63	49
	HRB 3	065B2221	0.40	C	Rp 1/2	15	1	49
	HRB 3	065B2222	0.45	C	Rp 1/2	15	1.63	49
	HRB 3	065B2223	0.44	A	Rp 1/2	15	2.5	49
	HRB 3	065B2224	0.50	B	Rp 3/4	20	4	50
	HRB 3	065B2225	0.47	A	Rp 3/4	20	6.3	50
	HRB 3	065B2226	0.74	A	Rp 1	25	6.3	54
	HRB 3	065B2227	0.70	A	Rp 1	25	10	54
	HRB 3	065B2228	1.03	A	Rp 1 1/4	32	16	56
	HRB 3	065B2229	2.01	A	Rp 1 1/2	40	25	94
	HRB 3	065B2230	2.13	A	Rp 2	50	40	113


HRB4 4-way rotary valves PN10

Photo	Type	Code No.	Gross weight Kg	ABC Class	Description	DN	kvs	Price EUR
	HRB 4	065B2240	0.49	C	Rp 1/2	15	2.5	50
	HRB 4	065B2241	0.52	C	Rp 3/4	20	4	53
	HRB 4	065B2242	0.53	A	Rp 3/4	20	6.3	53
	HRB 4	065B2243	0.80	A	Rp 1	25	10	53
	HRB 4	065B2244	1.11	A	Rp 1 1/4	32	16	60
	HRB 4	065B2245	2.26	A	Rp 1 1/2	40	25	95
	HRB 4	065B2246	2.34	B	Rp 2	50	40	145

HFE3 3-way rotary valves with flange connection PN6

Photo	Type	Code No.	Gross weight Kg	ABC Class	Description	DN	kvs	Price EUR
	HFE 3	065B5120	3.47	A		20	12	110
	HFE 3	065B5125	3.91	A		25	18	115
	HFE 3	065B5132	5.83	A		32	28	149
	HFE 3	065B5140	6.48	A		40	44	158
	HFE 3	065B5150	8.88	A		50	60	205
	HFE 3	065B5165	10.05	A		65	90	239
	HFE 3	065B5180	16.34	A		80	150	335
	HFE 3	065B5200	20.57	A		100	225	397
	HFE 3	065B5225	26.83	A		125	280	520
	HFE 3	065B5250	36.45	A		150	400	706

HFE4 4-way rotary valves with flange connection PN6

Photo	Type	Code No.	Gross weight Kg	ABC Class	Description	DN	kvs	Price EUR
	HFE 4	065B6132	7.17	C		32	28	181
	HFE 4	065B6140	8.17	C		40	44	227
	HFE 4	065B6150	10.50	B		50	60	311
	HFE 4	065B6165	11.93	A		65	90	340
	HFE 4	065B6180	19.60	B		80	150	416
	HFE 4	065B6200	24.28	B		100	225	536
	HFE 4	065B6225	32.05	C		125	280	845
	HFE 4	065B6250	44.86	C		150	400	1107


HFE Accessories for rotary valves

Photo	Type	Code No.	Gross weight Kg	ABC Class	Description	DN	kvs	Price EUR
	Link kits	082G4230	0.06	A	Link kits for Danfoss HRE, HFE, HRB valves - ESBE, TA, :			14
	Link kits	082G4235	0.04	B	Link kits for new Danfoss HRB valves (y2009)			5



HFE Spare parts for rotary valves

Photo	Type	Code No.	Gross weight Kg	ABC Class	Description	DN	kvs	Price EUR
	MCV - Service kits	065B0003	0.09	A	O-rings for valve size 20-40 mm (Rp 3/4 - RP 1/2)			14
	MCV - Service kits	065B0004	0.08	B	O-rings for valve size 50-150 mm (Rp 2)			14

Valves for District Heating**VS2 Valves PN16, DN15-25**

Photo	Type	Code No.	Gross weight Kg	ABC Class	Description	DN	kvs	Price EUR
	VS 2	065F2111	0.29	B	G 3/4 A	15	0.25	97
	VS 2	065F2112	0.30	A	G 3/4 A	15	0.4	97
	VS 2	065F2113	0.29	A	G 3/4 A	15	0.63	97
	VS 2	065F2114	0.29	A	G 3/4 A	15	1	97
	VS 2	065F2115	0.29	A	G 3/4 A	15	1.6	97
	VS 2	065F2120	0.37	A	G 1 A	20	2.5	129
	VS 2	065F2125	0.61	A	G 1 1/4 A	25	4	173


VM 2 / VB 2, seated valves

Photo	Type	Code No.	Gross weight Kg	ABC Class	Description	DN	kvs	Price EUR
	VM 2	065B2010	0.91	A	G 3/4 A	15	0.25	214
	VM 2	065B2011	0.91	A	G 3/4 A	15	0.4	214
	VM 2	065B2012	0.91	A	G 3/4 A	15	0.63	214
	VM 2	065B2013	0.91	A	G 3/4 A	15	1	214
	VM 2	065B2014	0.93	A	G 3/4 A	15	1.6	214
	VM 2	065B2015	0.91	A	G 3/4 A	15	2.5	214
	VM 2	065B2016	0.97	A	G 1 A	20	4	299
	VM 2	065B2017	1.19	A	G 1 1/4 A	25	6.3	331
	VM 2	065B2018	1.40	A	G 1 1/2 A	32	10	352
	VM 2	065B2019	2.61	A	G 2 A	40	16	394
	VM 2	065B2020	3.46	A	G 2 1/2 A	50	25	449
	VM 2	065B2026	0.88	A	G 3/4 A	15	4	214
	VM 2	065B2027	1.00	A	G 1 A	20	6.3	299
	VM 2	065B2028	1.13	A	G 1 1/4 A	25	8	331
	VB 2	065B2050	3.71	A		15	0.25	300
	VB 2	065B2051	3.52	A		15	0.4	300
	VB 2	065B2052	3.70	A		15	0.63	300
	VB 2	065B2053	3.64	A		15	1	300
	VB 2	065B2054	3.61	A		15	1.6	300
	VB 2	065B2055	3.65	A		15	2.5	300
	VB 2	065B2056	3.70	A		15	4	300
	VB 2	065B2057	4.29	A		20	6.3	325
	VB 2	065B2058	4.94	A		25	10	342
	VB 2	065B2059	8.82	A		32	16	419
	VB 2	065B2060	9.72	A		40	25	487
	VB 2	065B2061	11.98	A		50	40	581

VRG 2-way seated valves PN 16 (cast iron GG25)

Photo	Type	Code No.	Gross weight Kg	ABC Class	Description	DN	kvs	Price EUR
	VRG 2	065Z0131	0.72			15	0.63	94
	VRG 2	065Z0132	736.00			15	1	94
	VRG 2	065Z0133	0.72			15	1.6	94
	VRG 2	065Z0134	741.00			15	2.5	94
	VRG 2	065Z0135	746.00			15	4	94
	VRG 2	065Z0136	851.00			20	6.3	140
	VRG 2	065Z0137	1140.00			25	10	184
	VRG 2	065Z0138	1.60			32	16	234
	VRG 2	065Z0139	2.67			40	25	280
	VRG 2	065Z0140	3.52			50	40	336

VRG 3-way seated valves PN 16 (cast iron GG25)

Photo	Type	Code No.	Gross weight Kg	ABC Class	Description	DN	kvs	Price EUR
	VRG 3	065B1211	0.82	A	G 1	15	0.63	169
	VRG 3	065B1212	0.82	A	G 1	15	1	169
	VRG 3	065B1213	0.82	A	G 1	15	1.6	169
	VRG 3	065B1214	0.81	A	G 1	15	2.5	169
	VRG 3	065B1215	0.80	A	G 1	15	4	169
	VRG 3	065B1220	1.04	A	G 1 1/4	20	6.3	199
	VRG 3	065B1225	1.38	A	G 1 1/2	25	10	214
	VRG 3	065B1232	1.89	A	G 2	32	16	303
	VRG 3	065B1240	2.55	A	G 2 1/4	40	25	365
	VRG 3	065B1250	3.97	A	G 2 3/4	50	40	397
	VRG 3	065Z0111	0.80			15	0.63	110
	VRG 3	065Z0112	0.79			15	1	110
	VRG 3	065Z0113	0.80			15	1.6	110
	VRG 3	065Z0114	0.80			15	2.5	110
	VRG 3	065Z0115	0.80			15	4	110
VRG 3	065Z0116	0.97			20	6.3	159	
VRG 3	065Z0117	1.29			25	10	198	
VRG 3	065Z0118	1.93			32	16	250	
VRG 3	065Z0119	3.39			40	25	298	
VRG 3	065Z0120	5.43			50	40	354	

VRB 2-way seated valves PN 16 (cast iron Rg5)

Photo	Type	Code No.	Gross weight Kg	ABC Class	Description	DN	kvs	Price EUR
External thread								
	VRB 2	065Z0171	0.70	C	G 1	15	0.63	121
	VRB 2	065Z0172	0.70	C	G 1	15	1	121
	VRB 2	065Z0173	0.70	C	G 1	15	1.6	121
	VRB 2	065Z0174	0.71	B	G 1	15	2.5	121
	VRB 2	065Z0175	0.70	B	G 1	15	4	121
	VRB 2	065Z0176	0.87	B	G 1 1/4	20	6.3	171
	VRB 2	065Z0177	1.09	B	G 1 1/2	25	10	219
	VRB 2	065Z0178	1.71	B	G 2	32	16	275
	VRB 2	065Z0179	2.87	B	G 2 1/4	40	25	324
	VRB 2	065Z0180	4.11	B	G 2 3/4	50	40	391
Internal thread								
	VRB 2	065Z0231	0.69	C	Rp½	15	0.63	121
	VRB 2	065Z0232	0.69	C	Rp½	15	1	121
	VRB 2	065Z0233	0.69	C	Rp½	15	1.6	121
	VRB 2	065Z0234	0.69	C	Rp½	15	2.5	121
	VRB 2	065Z0235	0.69	B	Rp½	15	4	121
	VRB 2	065Z0236	0.85	B	Rp¾	20	6.3	171
	VRB 2	065Z0237	1.06	B	Rp1	25	10	219
	VRB 2	065Z0238	1.57	C	Rp1¼	32	16	275
	VRB 2	065Z0239	2.78	C	Rp1½	40	25	324
	VRB 2	065Z0240	3.81	C	Rp2	50	40	391

VRB 3-way seated valves PN 16 (Rg5)





Photo	Type	Code No.	Gross weight Kg	ABC Class	Description	DN	kvs	Price EUR
External thread								
	VRB 3	065B1311	0.90	A	G 1	15	0.63	214
	VRB 3	065B1312	0.92	B	G 1	15	1	214
	VRB 3	065B1313	0.90	B	G 1	15	1.6	214
	VRB 3	065B1314	0.90	A	G 1	15	2.5	214
	VRB 3	065B1315	0.88	A	G 1	15	4	214
	VRB 3	065B1320	1.10	A	G 1 1/4	20	6.3	252
	VRB 3	065B1325	1.44	A	G 1 1/2	25	10	275
	VRB 3	065B1332	2.00	A	G 2	32	16	383
	VRB 3	065B1340	2.96	A	G 2 1/4	40	25	487
	VRB 3	065B1350	4.37	A	G 2 3/4	50	40	539
	VRB 3	065Z0151	0.80	B	G 1	15	0.63	132
	VRB 3	065Z0152	0.80	C	G 1	15	1	132
	VRB 3	065Z0153	0.80	C	G 1	15	1.6	132
	VRB 3	065Z0154	0.80	B	G 1	15	2.5	132
	VRB 3	065Z0155	0.80	A	G 1	15	4	132
	VRB 3	065Z0156	1.01	A	G 1 1/4	20	6.3	183
	VRB 3	065Z0157	1.36	A	G 1 1/2	25	10	233

Photo	Type	Code No.	Gross weight Kg	ABC Class	Description	DN	kvs	Price EUR
	VRB 3	065Z0158	2.14	A	G 2	32	16	291
	VRB 3	065Z0159	3.66	A	G 2 1/4	40	25	342
	VRB 3	065Z0160	5.82	A	G 2 3/4	50	40	410

Internal thread

	VRB 3	065B1411	0.93	C	Rp 1/2	15	0.63	215
	VRB 3	065B1412	0.93	C	Rp 1/2	15	1	215
	VRB 3	065B1413	0.91	C	Rp 1/2	15	1.6	215
	VRB 3	065B1414	0.90	B	Rp 1/2	15	2.5	215
	VRB 3	065B1415	0.91	B	Rp 1/2	15	4	215
	VRB 3	065B1420	1.18	A	Rp 3/4	20	6.3	252
	VRB 3	065B1425	1.40	A	Rp 1	25	10	275
	VRB 3	065B1432	2.02	A	Rp 1 1/4	32	16	383
	VRB 3	065B1440	2.94	A	Rp 1 1/2	40	25	487
	VRB 3	065B1450	4.04	A	Rp 2	50	40	539
	VRB 3	065Z0211	0.78	C	Rp½	15	0.63	132
	VRB 3	065Z0212	0.78	C	Rp½	15	1	132
	VRB 3	065Z0213	0.78	B	Rp½	15	1.6	132
	VRB 3	065Z0214	0.78	C	Rp½	15	2.5	132
	VRB 3	065Z0215	0.78	C	Rp½	15	4	132
	VRB 3	065Z0216	1.00	B	Rp¾	20	6.3	183
	VRB 3	065Z0217	1.25	B	Rp1	25	10	233
	VRB 3	065Z0218	1.95	B	Rp1¼	32	16	291
	VRB 3	065Z0219	3.62	A	Rp1½	40	25	342
	VRB 3	065Z0220	5.44	B	Rp2	50	40	410

VRG3/VRB3 Accessories

Photo	Type	Code No.	Gross weight Kg	ABC Class	Description	DN	kvs	Price EUR
Tailpiece welded thread								
	Weld-on tailpieces	065Z7031	0.36	B	1 set weld-on tailpieces DN 15			26
	Weld-on tailpieces	065Z7032	0.64	C	1 set weld-on tailpieces DN 20			33
	Weld-on tailpieces	065Z7033	0.73	C	1 set weld-on tailpieces DN 25			43
	Weld-on tailpieces	065Z7034	1.02	B	1 set weld-on tailpieces DN 32			53
	Weld-on tailpieces	065Z7035	1.72	C	1 set weld-on tailpieces DN 40			69
	Weld-on tailpieces	065Z7036	2.75	C	1 set weld-on tailpieces DN 50			108

Tailpiece internal thread

	Thread tailpieces	065B4107	0.41	A				22
	Thread tailpieces	065B4108	0.63	A				22
	Thread tailpieces	065B4109	0.79	A				22
	Thread tailpieces	065B4110	1.35	A				32
	Thread tailpieces	065B4111	1.61	A				43
	Thread tailpieces	065B4112	2.10	A				54
	Thread tailpieces	065Z0291	0.09	B				9
	Thread tailpieces	065Z0292	0.15	B				12
	Thread tailpieces	065Z0293	0.21	B				15
	Thread tailpieces	065Z0294	0.29	B				19
	Thread tailpieces	065Z0295	0.50	B				20
	Thread tailpieces	065Z0296	0.75	B				37


VRG3/VRB3 Accessories

Photo	Type	Code No.	Gross weight Kg	ABC Class	Description	DN	kvs	Price EUR
Closing nuts/plugs								
	Stem heaters	065B2171	0.18	A	Stem heater for AMV/E 15, 126, 25, 35 (at temp. 0° C till -10° C)			273
	Closing nuts	065Z7001	0.11	A	Closing nut with gasket DN 15			42
	Closing nuts	065Z7002	0.19	A	Closing nut with gasket DN 20			34
	Closing nuts	065Z7003	0.21	A	Closing nut with gasket DN 25			35
	Closing nuts	065Z7004	0.39	A	Closing nut with gasket DN 32			52
	Closing nuts	065Z7005	0.45	A	Closing nut with gasket DN 40			58
	Closing nuts	065Z7006	0.62	A	Closing nut with gasket DN 50			70
	Closing plugs	065Z7025	0.06	C	Closing plug with gasket DN 15			42
	Closing plugs	065Z7026	0.11	C	Closing plug with gasket DN 20			34
	Closing plugs	065Z7027	0.15	C	Closing plug with gasket DN 25			36
	Closing plugs	065Z7028	0.28	C	Closing plug with gasket DN 32			52
	Closing plugs	065Z7029	0.43	B	Closing plug with gasket DN 40			58
	Closing plugs	065Z7030	0.62	B	Closing plug with gasket DN 50			71

VRG3/VRB3 Spare parts

Photo	Type	Code No.	Gross weight Kg	ABC Class	Description	DN	kvs	Price EUR
	MCV - Service kits	065B0008	0.07	B	Stuffing box DN 15 - 50			54
	MCV - Service kits	065Z0321	0.17	B	Valve stuffing box for VRB, VRG, VF, VL DN15 generation 2009			40
	MCV - Service kits	065Z0322	0.20	B	Valve stuffing box for VRB, VRG, VF, VL DN20 generation 2009			46
	MCV - Service kits	065Z0323	0.26	B	Valve stuffing box for VRB, VRG, VF, VL DN25 generation 2009			52
	MCV - Service kits	065Z0324	0.29	B	Valve stuffing box for VRB, VRG, VF, VL DN32 generation 2009			58
	MCV - Service kits	065Z0325	0.14	B	Valve stuffing box for VRB, VRG, VF, VL DN40-50 generation 2009			35

VF2 Valves PN16 (cast iron GG25)

Photo	Type	Code No.	Gross weight Kg	ABC Class	Description	DN	kvs	Price EUR
Flange connection								
	VF 2	065B1711	3.45	C		15	0.63	300
	VF 2	065B1712	3.48	C		15	1	300
	VF 2	065B1713	3.47	C		15	1.6	300
	VF 2	065B1714	3.52	C		15	2.5	300
	VF 2	065B1715	3.46	B		15	4	300
	VF 2	065B1720	4.44	B		20	6.3	325
	VF 2	065B1725	5.50	B		25	10	342
	VF 2	065B1732	7.87	B		32	16	419
	VF 2	065B1740	10.31	B		40	25	487
	VF 2	065B1750	13.52	A		50	40	581
	VF 2	065B3170	18.97	A		65	63	1084
	VF 2	065B3185	34.18	A		80	100	1584
	VF 2	065B3205	45.08	A		100	145	1722
	VF 2	065B3205	45.08	A		100	145	1722
	VF 2	065B3230	54.00	B		125	220	1979
	VF 2	065B3230	54.00	B		125	220	1979
	VF 2	065B3255	76.50	A		150	320	2209
	VF 2	065B3255	76.50	A		150	320	2209
	VF 2	065Z0271	2.31	C		15	0.63	175
	VF 2	065Z0272	2.31	C		15	1	175
	VF 2	065Z0273	2.31	C		15	1.6	175
	VF 2	065Z0274	2.31	C		15	2.5	175
	VF 2	065Z0275	2.31	C		15	4	175
	VF 2	065Z0276	3.06	B		20	6.3	233
	VF 2	065Z0277	3.63	C		25	10	282
	VF 2	065Z0278	5.19	B		32	16	357
	VF 2	065Z0279	7.06	B		40	25	412
	VF 2	065Z0280	9.02	B		50	40	474
	VF 2	065Z0281	15.92	A		65	63	619
	VF 2	065Z0282	24.00	A		80	100	791

VF3 Valves PN 16 (cast iron GG25)



Photo	Type	Code No.	Gross weight Kg	ABC Class	Description	DN	kvs	Price EUR
Flange connection								
	VF 3	065B1611	3.35	B		15	0.63	419
	VF 3	065B1612	3.41	B		15	1	419
	VF 3	065B1613	3.39	A		15	1.6	419
	VF 3	065B1614	3.38	A		15	2.5	419
	VF 3	065B1615	3.38	A		15	4	419
	VF 3	065B1620	4.40	A		20	6.3	454
	VF 3	065B1625	5.29	A		25	10	510
	VF 3	065B1632	7.65	A		32	16	571
	VF 3	065B1640	9.79	A		40	25	650
	VF 3	065B1650	13.00	B		50	40	750
	VF 3	065B1665	18.16	A		65	63	1840
	VF 3	065B1680	28.88	A		80	100	2232
	VF 3	065B1685	37.66	A		100	145	2509
	VF 3	065B1685	37.66	A		100	145	2509
	VF 3	065B3125	63.50	A		125	220	2857
	VF 3	065B3125	63.50	A		125	220	2857
	VF 3	065B3150	90.50	A		150	320	2963
	VF 3	065B3150	90.50	A		150	320	2963
	VF 3	065Z0251	2.99	C		15	0.63	191
	VF 3	065Z0252	2.99	C		15	1	191
	VF 3	065Z0253	2.99	C		15	1.6	191
	VF 3	065Z0254	2.99	B		15	2.5	191
	VF 3	065Z0255	2.99	B		15	4	191

Photo	Type	Code No.	Gross weight Kg	ABC Class	Description	DN	kvs	Price EUR
	VF 3	065Z0256	4.08	B		20	6.3	252
	VF 3	065Z0257	4.99	B		25	10	310
	VF 3	065Z0258	7.68	A		32	16	373
	VF 3	065Z0259	9.86	A		40	25	429
	VF 3	065Z0260	13.01	A		50	40	511
	VF 3	065Z0261	19.70	A		65	63	639
	VF 3	065Z0262	29.99	A		80	100	811

VF2/VF3 Spare parts

Photo	Type	Code No.	Gross weight Kg	ABC Class	Description	DN	kvs	Price EUR
	MCV - Service kits	065B0008	0.07	B	Stuffing box DN 15 - 50			54
	MCV - Service kits	065Z0321	0.17	B	Valve stuffing box for VRB, VRG, VF, VL DN15 generation 2009			40
	MCV - Service kits	065Z0322	0.20	B	Valve stuffing box for VRB, VRG, VF, VL DN20 generation 2009			46
	MCV - Service kits	065Z0323	0.26	B	Valve stuffing box for VRB, VRG, VF, VL DN25 generation 2009			52
	MCV - Service kits	065Z0324	0.29	B	Valve stuffing box for VRB, VRG, VF, VL DN32 generation 2009			58
	MCV - Service kits	065Z0325	0.14	B	Valve stuffing box for VRB, VRG, VF, VL DN40-50 generation 2009			35
	MCV - Service kits	065B1360	0.09	B	Stuffing box for valve size DN 65 - 100			75
	MCV - Service kits	065B0007	0.04	C	Stuffing box for valve size DN 125 - DN 150			247

VL2 Valves PN 16 (cast iron GG25)

Photo	Type	Code No.	Gross weight Kg	ABC Class	Description	DN	kvs	Price EUR
	VL 2	065Z0371	1.95	C		15	0.63	148
	VL 2	065Z0372	1.95	C		15	1	148
	VL 2	065Z0373	1.95	C		15	1.6	148
	VL 2	065Z0374	1.95	C		15	2.5	148
	VL 2	065Z0375	1.95	B		15	4	148
	VL 2	065Z0376	2.55	C		20	6.3	202
	VL 2	065Z0377	3.21	C		25	10	254
	VL 2	065Z0378	4.38	C		32	16	324
	VL 2	065Z0379	5.91	B		40	25	377
	VL 2	065Z0380	7.34	C		50	40	428
	VL 2	065Z0381	13.98	C		65	63	579
	VL 2	065Z0382	23.40	C		80	100	710
	VL 2	065Z3414	2.50	C		15	0.63	193
	VL 2	065Z3415	2.84	C		15	1	193
	VL 2	065Z3416	2.81	C		15	1.6	193
	VL 2	065Z3417	2.80	C		15	2.5	193
	VL 2	065Z3418	2.78	C		15	4	193
	VL 2	065Z3419	3.55	B		20	6.3	208
	VL 2	065Z3420	4.43	B		25	10	220
	VL 2	065Z3421	6.51	B		32	16	267
	VL 2	065Z3422	8.92	B		40	25	311
	VL 2	065Z3423	11.28	C		50	40	373
	VL 2	065Z3424	16.58	B		65	63	694
	VL 2	065Z3425	35.00	B		80	100	1017
	VL 2	065Z3426	44.00	C		100	145	1104
	VL 2	065Z3426	44.00	C		100	145	1104

VL3 Valves PN 16 (cast iron GG25)


Photo	Type	Code No.	Gross weight Kg	ABC Class	Description	DN	kvs	Price EUR
	VL 3	065Z0351	2.44	C		15	0.63	159
	VL 3	065Z0352	2.44	C		15	1	159
	VL 3	065Z0353	2.44	C		15	1.6	159
	VL 3	065Z0354	2.44	C		15	2.5	159
	VL 3	065Z0355	2.44	B		15	4	159
	VL 3	065Z0356	3.25	B		20	6.3	214
	VL 3	065Z0357	4.09	B		25	10	268
	VL 3	065Z0358	6.08	B		32	16	340
	VL 3	065Z0359	8.14	B		40	25	394
	VL 3	065Z0360	10.87	A		50	40	447
	VL 3	065Z0361	16.97	A		65	63	599
	VL 3	065Z0362	28.60	A		80	100	730
	VL 3	065Z3401	2.74	C		15	0.63	224
	VL 3	065Z3402	2.83	C		15	1	224
	VL 3	065Z3403	2.74	C		15	1.6	224
	VL 3	065Z3404	2.77	B		15	2.5	224

Photo	Type	Code No.	Gross weight Kg	ABC Class	Description	DN	kvs	Price EUR
	VL 3	065Z3406	3.52	A		20	6.3	242
	VL 3	065Z3407	4.14	A		25	10	255
	VL 3	065Z3408	6.24	A		32	16	311
	VL 3	065Z3409	8.34	A		40	25	362
	VL 3	065Z3410	10.70	A		50	40	432
	VL 3	065Z3411	15.81	A		65	63	808
	VL 3	065Z3412	32.00	A		80	100	1179
	VL 3	065Z3413	38.50	B		100	145	1281

VL2/VL3 Spare parts


Photo	Type	Code No.	Gross weight Kg	ABC Class	Description	DN	kvs	Price EUR
	MCV - Service kits	065B0008	0.07	B	Stuffing box DN 15 - 50			54
	MCV - Service kits	065B1360	0.09	B	Stuffing box for valve size DN 65 - 100			75

VL2/VL3 Accessories


Photo	Type	Code No.	Gross weight Kg	ABC Class	Description	DN	kvs	Price EUR
	Stem heaters	065B2171	0.18	A	Stem heater for AMV/E 15,16,25,35,438 (at temperature 0 °C till -10 °C)			273
	Stem heaters	065Z0315			Stem heater for AMV(E) 335, 435			
	Stem heaters	065Z7020	0.16	B	Stem heater for AMV/E 55,56 with VF, VL valves DN65-100(at temperature from 0 °C till -10 °C)			272
	Stem heaters	065Z7021	0.20	C	Stem heater for AMV/E 85,86 (at temperature from 0 °C till -10 °C)			272

Valves for Heating and Cooling


RAV8 Valves

Photo	Type	Code No.	Gross weight Kg	ABC Class	Description	DN	kvs	Price EUR
	RAV	013U0011	0.25	C	Inlet Rp 3/8, Outlet R 3/8	10	1.2	26
	RAV	013U0012	0.26	A	Inlet Rp 3/8, Outlet R 3/8	10	1.2	26
	RAV	013U0016	0.30	B	Inlet Rp 1/2, Outlet R 1/2	15	1.5	27
	RAV	013U0017	0.33	A	Inlet Rp 1/2, Outlet R 1/2	15	1.5	27
	RAV	013U0021	0.43	B	Inlet Rp 3/4, Outlet R 3/4	20	2.3	32
	RAV	013U0022	0.45	A	Inlet Rp 3/4, Outlet R 3/4	20	2.3	32
	RAV	013U0026	0.80	C	Inlet Rp 1, Outlet R 1	25	3.1	59
	RAV	013U0027	0.89	A	Inlet Rp 1, Outlet R 1	25	3.1	59


RAV2 Valves

Photo	Type	Code No.	Gross weight Kg	ABC Class	Description	DN	kvs	Price EUR
	RAV	013U0216	0.43	A	Inlet Rp 1/2, Outlet R 1/2	15	2.8	43
	RAV	013U0217	0.44	A	Inlet Rp 1/2, Outlet R 1/2	15	2.8	43
	RAV	013U0221	0.53	B	Inlet Rp 3/4, Outlet R 3/4	20	5	49
	RAV	013U0222	0.55	A	Inlet Rp 3/4, Outlet R 3/4	20	5	49
	RAV	013U0226	0.78	C	Inlet Rp 1, Outlet R 1	25	8	58
	RAV	013U0227	0.83	A	Inlet Rp 1, Outlet R 1	25	8	58

VMT8 Valves

Photo	Type	Code No.	Gross weight Kg	ABC Class	Description	DN	kvs	Price EUR
	VMT	065F0115	0.25	A	G 3/4 A	15	1.6	26
	VMT	065F0120	0.30	A	G 1 A	20	2.4	28
	VMT	065F0125	0.64	C	G 1 1/4 A	25	3.1	43


VMT2 Valves

Photo	Type	Code No.	Gross weight Kg	ABC Class	Description	DN	kvs	Price EUR
	VMT	065F0114	0.36	B	G 3/4 A	15	2.8	29
	VMT	065F0119	0.42	B	G 1 A	20	5	40
	VMT	065F0124	0.61	A	G 1 1/4 A	25	8	50

VMT Accessories

Photo	Type	Code No.	Gross weight Kg	ABC Class	Description	DN	kvs	Price EUR
	Compression fittings	013U0134	0.13	B				22
	Compression fittings	013U0135	0.12	A				22
	Compression fittings	013U0140	0.20	A				22


KOVM Valves

Photo	Type	Code No.	Gross weight Kg	ABC Class	Description	DN	kvs	Price EUR
	KOVM	013U3014	0.65	B	Rp 1/2	15		83
	KOVM	013U3015	0.65	C	Rp 1/2	15		83
	KOVM	013U3020	0.65	A	Rp 1/2	15		83

KOVM Accessories

Photo	Type	Code No.	Gross weight Kg	ABC Class	Description	DN	kvs	Price EUR
	Compression fittings	013L0288	0.05					
	Compression fittings	013L0289	0.03					
	Compression fittings	013L0291	17.32					
	Compression fittings	013L0292						



Valves for Heating and Cooling**VMA 2-way Valves PN 16 (Rg5)**

Photo	Type	Code No.	Gross weight Kg	ABC Class	Description	DN	kvs	Price EUR
Zone/Terminal valve								
	VMA	065F2030	0.27	C	G 3/4 A	15	0.25	128
	VMA	065F2031	0.26	B	G 3/4 A	15	0.4	128
	VMA	065F2032	0.26	B	G 3/4 A	15	0.63	128
	VMA	065F2033	0.26	B	G 3/4 A	15	1	128
	VMA	065F2034	0.26	A	G 3/4 A	15	1.6	128
	VMA	065F2035	0.26	A	G 3/4 A	15	2.5	128
	VMA	065F7220	0.66	C	G 1 A	20	4	149
	VMA	065F7225	0.80	C	G 1 1/4 A	25	5.6	168

VMA Accessories

Photo	Type	Code No.	Gross weight Kg	ABC Class	Description	DN	kvs	Price EUR
Fittings								
	Thread tailpieces	003N5070	0.14			15		21
	Thread tailpieces	003N5071	0.22			20		29
	Thread tailpieces	003N5072	0.35			25		39
	Weld-on tailpieces	003N5090	0.15			15		16
	Weld-on tailpieces	003N5091	0.19			20		29
	Weld-on tailpieces	003N5092	0.37			25		39

VMV 3-way Valves PN 16 (Rg5)

Photo	Type	Code No.	Gross weight Kg	ABC Class	Description	DN	kvs	Price EUR
Zone/Terminal valve								
	VMV	065F0015	0.51	A	Rp 1/2	15	2.5	110
	VMV	065F0020	0.64	A	Rp 3/4	20	4	110
	VMV	065F0025	1.06	A	Rp 1	25	6.3	118
	VMV	065F0032	1.25	A	Rp 1 1/4	32	10	144
	VMV	065F0040	2.10	A	Rp 1 1/2	40	12	163
Zone/Terminal valve								
	VMV	065F6015	0.46	A	G 3/4 A	15	2.5	110
	VMV	065F6020	0.63	A	G 1 A	20	4	110
	VMV	065F6025	0.92	A	G 1 1/4 A	25	6.3	118
	VMV	065F6032	1.20	A	G 1 1/2 A	32	10	144
	VMV	065F6040	1.83	B	G 2 A	40	12	163


VMV Accessories

Photo	Type	Code No.	Gross weight Kg	ABC Class	Description	DN	kvs	Price EUR
Nipples								
	Manual operation unit	065F0005	0.07	A				19
	Thread tailpieces	065Z7010	0.20	B		15		48
	Thread tailpieces	065Z7011	0.30	A		20		65
	Thread tailpieces	065Z7012	0.49	B		25		113
	Thread tailpieces	065Z7013	0.70	B		32		126
	Thread tailpieces	065Z7014	1.14	B		40		164


VMA/VMV Spare parts

Photo	Type	Code No.	Gross weight Kg	ABC Class	Description	DN	kvs	Price EUR
	MCV - Service kits	065F0006	0.01	B				6

Zone and Terminal**AMV(E)130/140 Actuators for zone/terminal valves.**

Photo	Type	Code No.	Gross weight Kg	ABC Class	Description	DN	kvs	Price EUR
	AME 130	082H8044	0.36	A	24	24	200	258
	AME 140	082H8045	0.35	A	24	12	200	258
	AMV 130	082H8036	0.34	A	24	24	200	158
	AMV 130	082H8037	0.35	A	230	24	200	158
	AMV 140	082H8038	0.34	A	24	12	200	158
	AMV 140	082H8039	0.35	A	230	12	200	158

AMV(E)-H 130/140 Actuators for zone/terminal valves.

Photo	Type	Code No.	Gross weight Kg	ABC Class	Description	DN	kvs	Price EUR
	AME 130 H	082H8046	0.36	B	24	24	200	275
	AME 140 H	082H8047	0.36	C	24	12	200	275
	AMV 130 H	082H8040	0.35	C	24	24	200	176
	AMV 130 H	082H8041	0.35	B	230	24	200	176
	AMV 140 H	082H8042	0.34	C	24	12	200	176
	AMV 140 H	082H8043	0.35	C	230	12	200	176

AMV/E 130/140 Spare parts for actuators

Photo	Type	Code No.	Gross weight Kg	ABC Class	Description	DN	kvs	Price EUR
	Cables	082H8052	0.33	C				52
	Cables	082H8053	0.23	C				52

VZL 2/3/4 Terminal and Zone valves










Photo	Type	Code No.	Gross weight Kg	ABC Class	Description	DN	kvs	Price EUR
2-way valves, PN16								
	VZL 2	065Z2070	0.29	C	G 1/2"	15	0.25	67
	VZL 2	065Z2071	0.29	C	G 1/2"	15	0.4	67
	VZL 2	065Z2072	0.29	C	G 1/2"	15	0.63	67
	VZL 2	065Z2073	0.30	B	G 1/2"	15	1	67
	VZL 2	065Z2074	0.29	B	G 1/2"	15	1.6	67
	VZL 2	065Z2075	0.51	B	G 3/4"	20	2.5	71
	VZL 2	065Z2076	0.51	C	G 3/4"	20	3.5	71
3-way valves, PN16								
	VZL 3	065Z2080	0.29	C	G 1/2"	15	0.25	76
	VZL 3	065Z2081	0.29	C	G 1/2"	15	0.4	76
	VZL 3	065Z2082	0.29	C	G 1/2"	15	0.63	76
	VZL 3	065Z2083	0.29	B	G 3/4"	15	1	76
	VZL 3	065Z2084	0.29	B	G 1/2"	15	1.6	76
	VZL 3	065Z2085	0.49	A	G 3/4"	20	2.5	85
	VZL 3	065Z2086	0.48	C	G 3/4"	20	3.5	85

Photo	Type	Code No.	Gross weight Kg	ABC Class	Description	DN	kvs	Price EUR
4-way valves, PN16								
	VZL 4	065Z2090	0.41	C	G 1/2"	15	0.25	79
	VZL 4	065Z2091	0.41	C	G 1/2"	15	0.4	79
	VZL 4	065Z2092	0.41	C	G 1/2"	15	0.63	79
	VZL 4	065Z2093	0.41	C	G 1/2"	15	1	79
	VZL 4	065Z2094	0.41	B	G 1/2"	15	1.6	79
	VZL 4	065Z2095	0.64	C	G 3/4"	20	2.5	96
	VZL 4	065Z2096	0.64	C	G 3/4"	20	3.5	96

VZ 2/3/4 Terminal and Zone valves.

Photo	Type	Code No.	Gross weight Kg	ABC Class	Description	DN	kvs	Price EUR
2-way valves, PN 16								
	VZ 2	065Z5310	0.38	B	G 1/2	15	0.25	95
	VZ 2	065Z5311	0.38	B	G 1/2	15	0.4	95
	VZ 2	065Z5312	0.38	B	G 1/2	15	0.63	95
	VZ 2	065Z5313	0.39	B	G 1/2	15	1	95
	VZ 2	065Z5314	0.38	B	G 1/2	15	1.6	95
	VZ 2	065Z5315	0.38	C	G 1/2	15	2.5	95
	VZ 2	065Z5320	0.49	A	G 3/4	20	2.5	102
	VZ 2	065Z5321	0.49	B	G 3/4	20	4	102
3-way valves, PN 16								
	VZ 3	065Z5410	0.41	B	G 1/2	15	0.25	108
	VZ 3	065Z5411	0.40	B	G 1/2	15	0.4	108
	VZ 3	065Z5412	0.40	A	G 1/2	15	0.63	108
	VZ 3	065Z5413	0.41	A	G 1/2	15	1	108
	VZ 3	065Z5414	0.40	A	G 1/2	15	1.6	108
	VZ 3	065Z5415	0.40	A	G 1/2	15	2.5	108
	VZ 3	065Z5420	0.50	B	G 3/4	20	2.5	122
	VZ 3	065Z5421	0.51	B	G 3/4	20	4	122
4-way valves, PN 16								
	VZ 4	065Z5510	0.53	C	G 1/2	15	0.25	113
	VZ 4	065Z5511	0.53	C	G 1/2	15	0.4	113
	VZ 4	065Z5512	0.53	C	G 1/2	15	0.63	113
	VZ 4	065Z5513	0.53	C	G 1/2	15	1	113
	VZ 4	065Z5514	0.53	C	G 1/2	15	1.6	113
	VZ 4	065Z5515	0.53	C	G 1/2	15	2.5	113
	VZ 4	065Z5520	0.66	C	G 3/4	20	2.5	135
	VZ 4	065Z5521	0.64	C	G 3/4	20	4	135
2-way valves, PN16 Conex connection								
	VZ 2	065Z501000	0.40			15	0.25	
	VZ 2	065Z501100	0.40			15	0.4	
	VZ 2	065Z501200	0.40			15	0.6	
	VZ 2	065Z501300	0.40			15	1	
	VZ 2	065Z501400	0.40			15	1.6	
	VZ 2	065Z501500	0.40			15	2.5	
	VZ 2	065Z502000	0.50			20	2.5	
	VZ 2	065Z502100	0.50			20	4	
3-way valves, PN16 Conex connection								
	VZ 3	065Z511000	0.40			15	0.25	
	VZ 3	065Z511100	0.40			15	0.4	
	VZ 3	065Z511200	0.40			15	0.6	
	VZ 3	065Z511300	0.40			15	1	
	VZ 3	065Z511400	0.40			15	1.6	
	VZ 3	065Z511500	0.40			15	2.5	
	VZ 3	065Z512000	0.50			20	2.5	
	VZ 3	065Z512100	0.50			20	4	
4-way valves, PN16 Conex connection								
	VZ 4	065Z521000	0.50			15	0.25	
	VZ 4	065Z521100	0.50			15	0.4	
	VZ 4	065Z521200	0.50			15	0.6	
	VZ 4	065Z521300	0.50			15	1	
	VZ 4	065Z521400	0.50			15	1.6	
	VZ 4	065Z521500	0.50			15	2.5	
	VZ 4	065Z522000	0.60			20	2.5	
	VZ 4	065Z522100	0.60			20	4	



VZ / VZL 2/3/4 Accessories for valves

Photo	Type	Code No.	Gross weight Kg	ABC Class	Description	DN	kvs	Price EUR
	Thread tailpieces	003N5070	0.14		0	15		
	Thread tailpieces	065Z7015	0.10	A	External thread	15		14
	Soldering fittings	065Z7016	0.09	C		15		15
	Soldering fittings	065Z7017	0.13	C		20		23

VZ 2/3/4 Spare parts for valves

Photo	Type	Code No.	Gross weight Kg	ABC Class	Description	DN	kvs	Price EUR
	MCV - Service kits	065F0006	0.01	B				6
	MCV - Service kits	065Z5040	0.01					2
	MCV - Service kits	065Z5610	0.01	C				52
	MCV - Service kits	065Z5611	0.21	C				52
	MCV - Service kits	065Z5612	0.01	C				52
	MCV - Service kits	065Z5613	0.01	C				52
	MCV - Service kits	065Z5614	0.01	C				52
	MCV - Service kits	065Z5615	0.17	C				52
	MCV - Service kits	065Z5621	0.01	C				58





VRBZ3 Valves (Rg5)

Photo	Type	Code No.	Gross weight Kg	ABC Class	Description	DN	kvs	Price EUR
External thread								
	VRBZ 3	065Z7420	1.14	B	G 1 1/4	20	6.3	252
	VRBZ 3	065Z7425	1.35	B	G 1 1/2	25	10	275
	VRBZ 3	065Z7432	2.06	C	G 2	32	13	383
	VRBZ 3	065Z7440	2.88	C	G 2 1/4	40	16	487
Internal thread								
	VRBZ 3	065Z7220	1.09	C	Rp 3/4	20	6.3	252
	VRBZ 3	065Z7225	1.32	B	Rp 1	25	10	275
	VRBZ 3	065Z7232	1.88	C	Rp 1 1/4	32	13	383
	VRBZ 3	065Z7240	2.87	C	Rp 1 1/2	40	16	487

VRG3/VRB3 Accessories for valves

Photo	Type	Code No.	Gross weight Kg	ABC Class	Description	DN	kvs	Price EUR
Closing nuts/plugs								
	Stem heaters	065B2171	0.18	A				273
	Closing nuts	065Z7001	0.11	A				42
	Closing nuts	065Z7002	0.19	A				34
	Closing nuts	065Z7003	0.21	A				35
	Closing nuts	065Z7004	0.39	A				52
	Closing nuts	065Z7005	0.45	A				58
	Closing nuts	065Z7006	0.62	A				70
	Closing plugs	065Z7025	0.06	C				42
	Closing plugs	065Z7026	0.11	C				34
	Closing plugs	065Z7027	0.15	C				36
	Closing plugs	065Z7028	0.28	C				52
	Closing plugs	065Z7029	0.43	B				58
	Closing plugs	065Z7030	0.62	B				71

Ball Valves**Reduced Bore****Ball Valves with welded connection**

Photo	Type	Code No.	Gross weight Kg	ABC Class	Description	DN	kvs	Price EUR
PN 40 with handle								
		065N0100	0.94	A		15	12	65
		065N0105	0.99	A		20	14	65
		065N0110	1.21	A		25	26	71
		065N0115	1.38	A		32	41	77
		065N0120	2.32	A		40	68	117
		065N0125	2.93	A		50	112	124
PN 25 with handle								
		065N4280	3.62	A		65	200	272
		065N4285	7.45	A		80	380	322
		065N0140	13.01	A		100	620	470
		065N0745	19.98	B		125	1025	758
		065N0750	38.80	A		150	1700	1020
		065N0755	44.00	C		200	2300	1343
PN 25 with gear flange								
		065N0152	29.00	C		150	1700	1067
		065N0157	48.00	C		200	2300	1391
		065N0162	120.00	C		250	4600	2688
		065N0167	150.00	C		300	7700	5722
		065N0172	212.00	C		350	7000	5983
		065N0177	310.00	C		400	9000	9097
		065N0179	740.00	C		450	19800	17690
		065N0182	749.00	C		500	18000	18954
		065N0187	828.00	C		600	16000	21297
PN 25 with worm gear								
		065N0151	40.50	C		150	1700	1609
		065N0156	58.00	C		200	2300	1918
		065N0161	132.00	C		250	4600	3818
		065N0166	227.00	C		300	7700	7159
		065N0171	234.00	C		350	7000	7322
		065N0176	395.00	C		400	9000	12444
		065N0178	860.00	C		450	19800	21625
		065N0181	870.00	C		500	18000	22889
		065N0186	916.00	C		600	16000	25587

Ball Valves with flanged connection








Photo	Type	Code No.	Gross weight Kg	ABC Class	Description	DN	kvs	Price EUR
PN 40 with handle								
		065N0300	2.18	A		15	12	106
		065N0305	3.03	A		20	14	107
		065N0310	3.68	A		25	26	117
		065N0315	5.13	A		32	41	152
		065N0320	6.18	A		40	68	204
		065N0325	8.67	A		50	112	230
PN 16 with handle								
		065N4282	11.59	B		65	200	359
		065N4287	14.11	B		80	380	425
		065N0240	18.20	B		100	620	585
		065N0845	30.67	B		125	1025	895
		065N0850	44.50	B		150	1700	1191
		065N0855	62.00	C		200	2300	1609
PN 25 with handle								
		065N4281	11.67	B		65	200	426
		065N4286	15.02	B		80	380	467
		065N0340	27.46	B		100	620	799
		065N0945	38.80	B		125	1025	1115
		065N0950	55.00	B		150	1700	1299
		065N0955	60.00	C		200	2300	2184


Photo	Type	Code No.	Gross weight Kg	ABC Class	Description	DN	kvs	Price EUR
PN 16 with gear flange								
		065N0252	46.00	C		150	1700	1197
		065N0257	65.00	C		200	2300	1763
		065N0262	136.00	C		250	4600	3912
		065N0267	180.00	C		300	7700	6327
		065N0272	266.00	C		350	7000	7064
		065N0277	388.00	C		400	9000	9985
		065N0279	0.00	C		450	19800	18954
		065N0282	850.00	C		500	18000	20218

PN 25 with gear flange								
		065N0352	58.00	C		150	1700	1409
		065N0357	78.00	C		200	2300	2014
		065N0362	175.00	C		250	4600	4532
		065N0367	277.00	C		300	7700	7101
		065N0372	315.00	C		350	7000	7179
		065N0377	550.00	C		400	9000	11837
		065N0379	0.00	C		450	19800	20218
		065N0382	900.00	C		500	18000	21482


PN 16 with worm gear								
		065N0251	49.00	C		150	1700	1821
		065N0256	70.00	C		200	2300	2223
		065N0261	160.00	C		250	4600	4669
		065N0266	215.00	C		300	7700	7931
		065N0271	292.00	C		350	7000	8031
		065N0276	454.00	C		400	9000	14039
		065N0278	0.00	C		450	19800	22824
		065N0281	940.00	C		500	18000	24089

PN 25 with worm gear								
		065N0351	60.00	C		150	1700	1949
		065N0356	74.00	C		200	2300	2588
		065N0361	150.00	C		250	4600	6226
		065N0366	291.00	C		300	7700	8337
		065N0371	325.00	C		350	7000	8623
		065N0376	470.00	C		400	9000	15203
		065N0378	0.00	C		450	19800	24089
		065N0381	980.00	C		500	18000	25351








Ball Valves with internally threaded connection

Photo	Type	Code No.	Gross weight Kg	ABC Class	Description	DN	kvs	Price EUR
PN 40 with handle								
		065N0800	0.87	B		15	12	69
		065N0805	0.82	B		20	14	69
		065N0810	0.78	B		25	26	73
		065N0815	1.20	B		32	41	96
		065N0820	2.41	B		40	68	148
		065N0825	3.25	B		50	112	159





Ball Valves with internally threaded / welded connection

Photo	Type	Code No.	Gross weight Kg	ABC Class	Description	DN	kvs	Price EUR
PN 40 with handle								
		065N0900	0.85	A		15	12	69
		065N0905	0.77	C		20	14	69
		065N0910	0.91	B		25	26	73
		065N0915	1.37	B		32	41	96
		065N0920	2.34	B		40	68	148
		065N0925	3.37	B		50	112	159

Ball valves with flanged / welded connection

Photo	Type	Code No.	Gross weight Kg	ABC Class	Description	DN	kvs	Price EUR
PN 40 with handle								
		065N0700	1.66	C		15	12	99
		065N0705	2.02	C		20	14	99
		065N0710	2.43	A		25	26	116
		065N0715	3.41	B		32	41	129
		065N0720	4.64	B		40	68	180
		065N0725	6.01	B		50	112	197
PN 16 with handle								
		065N4284	7.48	B		65	200	336
		065N4289	10.96	C		80	380	396
		065N0540	16.72	C		100	620	606
		065N0960	25.65	C		125	1025	912
		065N0965	54.00	C		150	1700	1195
		065N0970	0.00	C		200	2300	1680
PN 25 with handle								
		065N4283	7.50	C		65	200	389
		065N4288	11.11	C		80	380	606
		065N0640	18.97	C		100	620	641
		065N0975	34.09	C		125	1025	946
		065N0980	41.00	C		150	1700	1321
		065N0985	0.00	C		200	2300	2007
PN 16 with gear flange								
		065N0552	27.00	C		150	1700	1129
		065N0557	57.00	C		200	2300	1521
		065N0562	123.00	C		250	4600	3208
		065N0567	0.00	C		300	7700	6022
		065N0572	0.00	C		350	7000	6524
		065N0577	350.00	C		400	9000	9540
		065N0579	0.00	C		450	19800	18322
		065N0582	0.00	C		500	18000	19584
PN 25 with gear flange								
		065N0652	0.00	C		150	1700	1223
		065N0657	0.00	C		200	2300	1677
		065N0662	0.00	C		250	4600	3885
		065N0667	0.00	C		300	7700	6411
		065N0672	0.00	C		350	7000	6581
		065N0677	0.00	C		400	9000	10467
		065N0679	0.00	C		450	19800	18954
		065N0682	0.00	C		500	18000	20218
PN 16 with worm gear								
		065N0551	5.00	C		150	1700	1750
		065N0556	68.00	C		200	2300	2091
		065N0561	149.00	C		250	4600	4294
		065N0566	0.00	C		300	7700	7530
		065N0571	0.00	C		350	7000	7677
		065N0576	425.00	C		400	9000	12717
		065N0578	0.00	C		450	19800	21560
		065N0581	0.00	C		500	18000	22824
PN 25 with worm gear								
		065N0651	5.40	C		150	1700	1841
		065N0656	76.00	C		200	2300	2252
		065N0661	160.00	C		250	4600	5389
		065N0666	185.00	C		300	7700	7747
		065N0671	265.00	C		350	7000	7737
		065N0676	0.00	C		400	9000	14253
		065N0678	0.00	C		450	19800	22824
		065N0681	0.00	C		500	18000	24089

Hot Tap Valves with welded connection

Photo	Type	Code No.	Gross weight Kg	ABC Class	Description	DN	kvs	Price EUR
PN 40								
		065N0106	0.66	A		20	14	72
		065N0111	1.38	A		25	26	108
		065N0116	1.29	A		32	41	129
		065N0121	3.51	A		40	68	180
		065N0126	3.69	A		50	112	193
PN 25								
		065N0131	5.06	A		65	200	309
		065N0136	7.65	A		80	380	386
		065N0141	11.10	C		100	620	541
PN 40 with handle								
		065N4008	0.95	C		20	14	94
		065N4042	1.53	C		25	26	123
		065N4009	1.50	C		32	41	123
		065N4010	4.20	C		40	68	184
		065N4011	4.09	C		50	112	184
PN 25 with handle								
		065N4042	1.53	C		25	26	123
		065N4129	6.19	C		65	200	398
		065N4132	5.20	C		80	380	404

Hot Tap - Accessories









Photo	Type	Code No.	Gross weight Kg	ABC Class	Description	DN	kvs	Price EUR
Locksaw complete with barb								
		065N8008	0.43	C				259
		065N8008	0.43	C				259
		065N8010	0.80	C				255
		065N8010	0.80	C				255
		065N8016	0.05	C				60
		065N8080	0.75	C				61
		065N8172	0.80	C				268
		065N8172	0.80	C				268
		065N8192	1.04	C				285
		065N8192	1.04	C				285
		065N8193	1.14	C				286
		065N8193	1.14	C				286
		065N8244						
	Locksaw complete without barb							
		065N8006	0.30	C				105
Locksaw (spare parts)								
		065N8012	0.05	C				52
		065N8013	0.10	C				57
		065N8093	0.15	C				72
		065N8014	0.20	C				95
		065N8097	0.30	C				100
Adapter								
		065N8080	0.75	C				61
		065N8087	0.95	C				61
		065N8005	1.95	C				83
		065N8091	1.65	C				83
		065N8094	2.20	C				98
		065N8095	2.25	C				108
Tool Box								
		065N8003	16.40	C				2309
		065N8004	17.20	C				2853
Various Tools								
		065N8016	0.05	C				60
		065N8103	3.40	C				381
		065N8102	3.09	C				934
		065N8090	0.00	C				82

Photo	Type	Code No.	Gross weight Kg	ABC Class	Description	DN	kvs	Price EUR
		065N8099	0.00	C				50
		065N8242	0.25	C				30
		065N8104	0.00	C				16
		065N8105	0.00	C				16
		065N8106	0.01	C				4
		065N8107	0.01	C				4
		065N8108	0.01	C				4


Branching Valves with welded connection

Photo	Type	Code No.	Gross weight Kg	ABC Class	Description	DN	kvs	Price EUR
PN 40								
		065N2102	0.75	C		15	12	52
		065N2107	0.75	A		20	14	62
		065N2112	0.88	A		25	26	72
		065N2117	1.26	A		32	41	90
		065N2122	1.92	A		40	68	129
		065N2127	2.30	A		50	112	167
PN 25								
		065N2132	4.32	A		65	200	283
		065N2137	6.52	A		80	380	361
		065N2142	11.14	A		100	620	502
		065N2147	17.00	C		125	1025	837
		065N2152	27.50	C		150	1490	1159
		065N2157	42.30	C		200	2300	1751


Branching Valves with internally threaded / welded connection

Photo	Type	Code No.	Gross weight Kg	ABC Class	Description	DN	kvs	Price EUR
PN 40								
		065N2113	0.70	C		25	26	55
		065N2118	1.05	C		32	41	74
		065N2123	0.00	C		40	68	82
		065N2128	2.70	C		50	112	119


Twin valves with welded connection

Photo	Type	Code No.	Gross weight Kg	ABC Class	Description	DN	kvs	Price EUR
PN 40								
		065N4001	2.70	C		15	12	176
		065N4002	2.70	C		20	114	176
		065N4003	3.00	C		25	26	188
		065N4004	4.00	C		32	41	282
		065N4005	5.70	C		40	68	412
		065N2130	7.00	C		50	112	475




Twin Valves with internally threaded connection

Photo	Type	Code No.	Gross weight Kg	ABC Class	Description	DN	kvs	Price EUR
PN 40								
		065N0801	2.15	C		15		163
		065N0806	2.15	C		20		163
		065N0811	2.27	C		25		174
		065N0816	3.40	C		32		262
		065N0821	5.09	C		40		381
		065N0826	5.50	C		50		440




Twin Valves with internally threaded / welded connection

Photo	Type	Code No.	Gross weight Kg	ABC Class	Description	DN	kvs	Price EUR
PN 40								
		065N0901	2.65	C		15	12	163
		065N0906	2.50	C		20	14	163
		065N0911	2.70	C		25	26	174
		065N0916	3.70	C		32	41	262
		065N0921	5.30	C		40	68	381
		065N0926	7.50	C		50	112	440


Twin Valves with double pipes internally threaded connection

Photo	Type	Code No.	Gross weight Kg	ABC Class	Description	DN	kvs	Price EUR
	PN 40 with T-handle	065N7022	2.15	C		15	12	158
		065N7024	2.07	C		20	14	158
		065N7026	2.27	C		25	26	174
	PN 40 with L-handle	065N2206	2.54	C		20	14	202
		065N2219	2.75	C		25	26	226
	PN 40 with hex	065N2209	2.07	C		20	14	202
		065N2220	0.00			25	26	199



Twin Valves with double pipes internally threaded/welded connection

Photo	Type	Code No.	Gross weight Kg	ABC Class	Description	DN	kvs	Price EUR
	PN 40 with T-handle	065N7032	0.00	C		15	12	203
		065N7034	0.00	C		20	14	203
		065N7036	0.00	C		25	26	203
	PN 40 with L-handle	065N2235	0.00	C		20	14	181
		065N2240	0.00	C		25	26	203
	PN 40 with hex	065N2213	0.00	C		20	14	181
		065N2241	0.00	C		25	26	203

Service Valves

Photo	Type	Code No.	Gross weight Kg	ABC Class	Description	DN	kvs	Price EUR
	PN 25	065N0409	2.00	C	Ext. thread / welded	20	14	119
		065N0414	1.85	C	Int. thread / welded	25	26	140
		065N0419	2.10	C	Ext. thread / welded	32	41	161
		065N0424	3.06	C	Int. thread / welded	40	68	185
		065N0429	4.10	C	Ext. thread / welded	50	112	216
		065N0434	6.50	C	Int. thread / welded	65	200	721
		065N0439	8.60	C	Int. thread / welded	80	380	1133
		065N0444	14.50	C	Int. thread / welded	100	620	1421

Ball Valves with copper connection

Photo	Type	Code No.	Gross weight Kg	ABC Class	Description	DN	kvs	Price EUR
	PN 16	065N4058	1.00	C		15	12	92
		065N4067	0.95	C		20	14	92
		065N4095	1.10	C		25	26	101
		065N4114	1.45	C		32	41	145
		065N4118	2.50	C		40	68	226
	PN 10	065N4124	0.00	C		50	112	239

Ball Valves welded / copper connection




Photo	Type	Code No.	Gross weight Kg	ABC Class	Description	DN	kvs	Price EUR
	PN 16	065N4060	0.00	C		15	12	93
		065N4063	1.05	C		20	14	93
		065N4084	1.15	C		25	26	116
		065N4107	1.50	C		32	41	148
		065N4117	2.30	C		40	68	200

Photo	Type	Code No.	Gross weight Kg	ABC Class	Description	DN	kvs	Price EUR
	PN 10	065N4122	3.20	C		50	112	200



Ball Valves internally threaded / copper connection

Photo	Type	Code No.	Gross weight Kg	ABC Class	Description	DN	kvs	Price EUR
	PN 16	065N4057	0.85	C		15	12	82
		065N4064	0.80	C		20	14	82
		065N4087	1.00	C		25	26	94
		065N4108	1.28	C		32	41	136

Twin Valves internally threaded / copper connection

Photo	Type	Code No.	Gross weight Kg	ABC Class	Description	DN	kvs	Price EUR
		065N4195	2.28	C		15	12	187
		065N4071	2.28	C		20	14	187


Twin Valves for house insertion with copper connection

Photo	Type	Code No.	Gross weight Kg	ABC Class	Description	DN	kvs	Price EUR
	PN 16 with handle	065N4062	2.75	C		20	14	213
		065N4020	3.00	C		25	26	253
		065N4106	3.90	C		32	41	711
	PN 16 with T-handle red/blue	065N4076	2.53	C		20	14	224
		065N4100	0.00	C		25	26	260

Ball Valves welded / externally threaded connection with closing cap and chain

Photo	Type	Code No.	Gross weight Kg	ABC Class	Description	DN	kvs	Price EUR
	PN 40	065N4322				15	12	-
		065N4323				20	14	-
		065N4324				25	26	-
		065N4325				32	41	-
		065N4326				40	68	-
		065N4327				50	112	-
		065N4422				15	12	-
		065N4423				20	14	-
		065N4424				25	26	-

Ball Valves welded connection both ends detachable

Photo	Type	Code No.	Gross weight Kg	ABC Class	Description	DN	kvs	Price EUR
	PN 40	065N4033	1.10	C		15	12	107
		065N4034	1.26	C		20	14	112
		065N4092	1.80	C		25	26	149
		065N4035	2.50	C		32	41	175
		065N4036	4.30	C		40	68	242
		065N4037	6.00	C		50	112	332

Full Bore

Ball Valves with welded connection Full Bore



















Photo	Type	Code No.	Gross weight Kg	ABC Class	Description	DN	kvs	Price EUR
	PN 40 with handle	065N1105	1.15	C		20	50	119
		065N1110	1.39	C		25	90	152
		065N1115	2.45	C		32	160	228

Photo	Type	Code No.	Gross weight Kg	ABC Class	Description	DN	kvs	Price EUR
		065N1120	3.15	C		40	235	265
		065N1125	3.50	C		50	395	350
	PN 25 with handle	065N1130	7.40	C		65	820	408
		065N1135	11.80	C		80	1100	524
		065N1740	19.00	C		100	2300	835
		065N1745	29.00	C		125	3700	1122
		065N1751	0.00	C		150	6100	1478
	PN 25 with gear flange	065N1152	43.00	C		150	6100	1471
		065N1157	97.40	C		200	11000	3029
		065N1162	179.00	C		250	17500	6410
		065N1167	310.00	C		300	24000	10568
		065N1177	670.00	C		400	37500	20110
	PN 25 with worm gear	065N1151	40.00	C		150	1700	2092
		065N1156	132.00	C		200	11000	4316
		065N1161	35.00	C		250	17500	7964
		065N1166	0.00	C		300	24000	14398
		065N1176	0.00	C		400	37500	24891

Ball Valves with flanged connection Full Bore

Photo	Type	Code No.	Gross weight Kg	ABC Class	Description	DN	kvs	Price EUR
	PN 40 with handle	065N1305	3.05	C		20	50	144
		065N1310	3.70	C		25	90	180
		065N1315	5.70	C		32	160	296
		065N1320	6.90	C		40	235	314
		065N1325	10.90	C		50	395	396
	PN 16 with handle	065N1230	15.00	C		65	820	526
		065N1235	19.90	C		80	1100	661
		065N1840	0.00	C		100	2300	1318
		065N1845	39.00	C		125	3700	1519
		065N1851	0.00	C		150	6100	1771
	PN 25 with handle	065N1330	0.00	C		65	820	514
		065N1335	19.40	C		80	1100	880
		065N1940	0.00	C		100	2300	1227
		065N1945	0.00	C		125	3700	1429
		065N1951	0.00	C		150	6100	2402
	PN 16 with gear flange	065N1252	60.00	C		150	6100	1938
		065N1257	0.00	C		200	11000	3889
		065N1262	293.00	C		250	17500	7009
		065N1267	410.00	C		300	24000	11481
		065N1277	900.00	C		400	37500	22751
	PN 25 with gear flange	065N1352	0.00	C		150	6100	1831
		065N1357	0.00	C		200	11000	5586
		065N1362	0.00	C		250	17500	8077
		065N1367	0.00	C		300	24000	13610
		065N1377	0.00	C		400	37500	23635
	PN 16 with worm gear	065N1251	72.00	C		150	6100	2445
		065N1256	0.00	C		200	11000	5135
		065N1261	329.00	C		250	17500	8724
		065N1266	487.00	C		300	24000	16147
		065N1276	991.00	C		400	37500	28438
	PN 25 with worm gear	065N1351	102.00	C		150	6100	2289
		065N1356	0.00	C		200	11000	6850
		065N1361	0.00	C		250	17500	9742
		065N1366	0.00	C		300	24000	17485
		065N1376	0.00	C		400	37500	29323

Ball Valves with flanged / welded connection Full Bore

Photo	Type	Code No.	Gross weight Kg	ABC Class	Description	DN	kvs	Price EUR
PN 40 with handle								
		065N1705	2.10	C		20	50	142
		065N1710	2.00	C		25	90	179
		065N1715	0.00	C		32	160	286
		065N1720	5.00	C		40	235	294
		065N1725	8.50	C		50	395	417
PN 16 with handle								
		065N1530	0.00	C		65	820	491
		065N1535	0.00	C		80	1100	711
		065N1955	0.00	C		100	2300	1075
		065N1961	0.00	C		125	3700	1472
		065N1965	0.00	C		150	6100	2301
PN 25 with handle								
		065N1630	10.00	C		65	820	665
		065N1635	16.50	C		80	1100	822
		065N1970	0.00	C		100	2300	1389
		065N1975	0.00	C		125	3700	1757
		065N1981	0.00	C		150	6100	2432
PN 16 with gear flange								
		065N1552	0.00	C		150	6100	1362
		065N1557	0.00	C		200	11000	3689
		065N1562	0.00	C		250	17500	6707
		065N1567	0.00	C		300	24000	12513
		065N1577	0.00	C		400	37500	22497
PN 25 with gear flange								
		065N1652	0.00	C		150	6100	1559
		065N1657	0.00	C		200	11000	4273
		065N1662	0.00	C		250	17500	7244
		065N1667	0.00	C		300	24000	13018
		065N1677	0.00	C		400	37500	23004
PN 16 with worm gear								
		065N1551	0.00	C		150	6100	2084
		065N1556	0.00	C		200	11000	4936
		065N1561	0.00	C		250	17500	8509
		065N1566	0.00	C		300	24000	16684
		065N1576	0.00	C		400	37500	26668
PN 25 with worm gear								
		065N1651	0.00	C		150	6100	3791
		065N1656	0.00	C		200	11000	6198
		065N1661	0.00	C		250	17500	8660
		065N1666	0.00	C		300	24000	17315
		065N1676	0.00	C		400	37500	28058

Ball Valves for Underground









Photo	Type	Code No.	Gross weight Kg	ABC Class	Description	DN	kvs	Price EUR
JIP-U Underground valve, PN 25								
		065N3105	4.20	C	1500	20	14	184
		065N3106	2.50	C	230	20	14	175
		065N3110	5.00	C	1500	25	26	199
		065N3115	7.00	C	1500	32	41	217
		065N3118	3.00	C	260	32	41	207
		065N3125	10.00	C	1500	50	112	256
		065N3135	16.00	C	1500	80	380	407
		065N3140	26.00	C	1500	100	620	571
		065N3145	38.00	C	1500	125	1025	801
		065N3149	0.00	C	1500	125	1025	2288
		065N3150	53.00	C	1500	150	1700	1075
		065N3151	0.00	C	1500	150	1700	2641
		065N3166	0.00	C	1500	300	7700	6045
		065N3168	228.00	C	1500	300	7700	4169
		065N3170	142.00	C	1500	250	4600	2694
		065N3172	0.00	C	1500	350	7000	7997
		065N3174	0.00	C	1500	350	7000	5517

Photo	Type	Code No.	Gross weight Kg	ABC Class	Description	DN	kvs	Price EUR
		065N3175	430.00	C	1500	400	9000	13206
		065N3236	8.80	C	300	80	380	386
		065N3257	70.00	C	2200	200	2300	1706
		065N3261	0.00	C	1500	200	2300	3254
		065N3268	0.00	C	1500	250	4600	4143
		065N3305	3.40	C	1000	20	14	179
		065N3310	4.00	C	1000	25	26	194
		065N3315	5.70	C	1000	32	41	212
		065N3320	7.50	C	1000	40	68	229
		065N3325	8.00	C	1000	50	112	250
		065N3330	10.40	C	1000	65	200	341
		065N3336	12.60	C	1000	80	380	396
		065N3340	21.00	C	1000	100	620	557
		065N3346	31.30	C	1000	125	1025	781
		065N3349	43.90	C	1000	150	1700	1048
		065N3355	85.00	C	1000	200	2300	1664
		065N0148			1500	125	1025	
		065N0153			1500	150	1700	
		065N0158			1500	200	2300	
		065N0163			1500	250	4600	
		065N0168			1800	300	7700	
		065N0169			760	350	7000	
		065N0170	212.00	C	2200	350	7000	5503
		065N0184		C	2200	400	9000	
		065N0188		C	2200	450	19800	
		065N0191		C	2200	500	18000	
		065N0196		C	2200	600	16000	
		065N0198		C	1500	600	16000	
		065N3022	162.00		1500	250	4600	2829
		065N3071	0.00	C	2200	350	7000	8418
		065N3076	0.00	C	2200	400	9000	13900
		065N3078	0.00	C	2200	450	19800	23105
		065N3081	0.00	C	2200	500	18000	23104
		065N3088	0.00	C	2200	600	16000	24348
		065N3111	2.50	C	230	25	26	189
		065N3112	6.50		1500	25	26	209
		065N3117	9.00		1500	32	41	228
		065N3120	9.00	C	1500	40	68	235
		065N3121	5.40	C	260	40	68	223
		065N3122	11.40		1500	40	68	247
		065N3127	16.00		1500	50	112	269
		065N3128	5.59	C	300	50	112	243
		065N3130	13.00	C	1500	65	200	350
		065N3131	7.40	C	300	65	200	332
		065N3132	19.60		1500	65	200	367
		065N3139	23.62		1500	80	380	427
		065N3142	36.10		1500	100	620	600
		065N3143	15.60	C	290	100	620	543
		065N3146	22.70	C	315	125	1025	761
		065N3147	46.20		1500	125	1025	841
		065N3153	34.00	C	340	150	1700	1022
		065N3154	63.90		1500	150	1700	1129
		065N3159	70.50		1500	200	2300	1774
		065N3163	110.00	C	530	250	4600	2559
		065N3169	198.00	C	660	300	7700	3961
		065N3171	264.00	C	760	350	7000	7576
		065N3173	0.00	C	760	350	7000	5241
		065N3176	386.00	C	820	400	9000	12511
		065N3177	386.00	C	820	400	9000	
		065N3178	840.00	C	1225	450	19800	20794
		065N3179	0.00	C	1220	450	19800	
		065N3181	840.00	C	1220	500	18000	20794
		065N3182	860.00	C	1220	500	18000	
		065N3188	0.00	C	1500	600	16000	21913
		065N3256	49.00	C	390	200	2300	1621
		065N4141	90.00		1500	150	1700	2694
		065N4143	0.00		1500	200	2300	3339
		065N4145	145.00		1500	250	4600	4278
		065N4147	0.00		1800	300	7700	6253

JIP-US Underground valve, PN 25




Ball Valve Accessories

Photo	Type	Code No.	Gross weight Kg	ABC Class	Description	DN	kvs	Price EUR
Handle								
		065N8000	1.00	C				46
		065N8001	1.45	C				52
Worm Gear								
		065N8100	4.00	C				384
		065N8115	8.00	C				517
		065N8120	16.50	C				1028
		065N8125	31.50	C				1238
		065N8135	37.50	C				3178
		065N8140	57.00	C				3935
Worm & Bevel Gear								
		065N8201	27.50	C				1223
		065N8202	27.50	C				1770
		065N8203	42.70	C				1954
		065N8207	42.70	C				3651
		065N8209	69.00	C				4656
Electric Actuator AUMA NORM								
		065N8199	18.00	C				2928
		065N8200	20.00	C				3134
		065N8205	20.00	C				3702
		065N8215	36.00	C				4338
		065N8220	60.00	C				5797
		065N8225	60.00	C				6026
		065N8235	60.00	C				8912
		065N8240	70.00	C				10107
Electric Actuator with AUMA Matic								
		065N8399	25.00	C				6250
		065N8400	38.00	C				6445
		065N8405	42.00	C				6980
		065N8415	46.00	C				7580
		065N8420	70.00	C				9495
		065N8425	69.00	C				9173
		065N8435	119.00	C				11895
		065N8440	0.00	C				13022
Reduction Wrench (mobile gear) & Stem extension								
		065N8197	16.50	C				3193
		065N8218	2.84	C				350
T-key								
		065N8002	4.09	C				134
		065N8255	0.06	B				16
		065N8256	0.05	B				16
		065N8258	0.18	B				41


Brazed Heat Exchangers

1 pass types


XB 04-1

Photo	Type	Code No.	Gross weight Kg	ABC Class	Description	No. of plates	Price EUR
	XB 04-1	004B1011	1.82	B	G 3/4" A x 20mm	8	69
	XB 04-1	004B1012	1.96	C	G 3/4" A x 20mm	10	78
	XB 04-1	004B1014	2.50	B	G 3/4" A x 20mm	16	104
	XB 04-1	004B1016	2.83	C	G 3/4" A x 20mm	20	121
	XB 04-1	004B1017	3.33	B	G 3/4" A x 20mm	26	147
	XB 04-1	004B1019	3.68	B	G 3/4" A x 20mm	30	165
	XB 04-1	004B1021	4.25	C	G 3/4" A x 20mm	36	191
	XB 04-1	004B1023	4.59	C	G 3/4" A x 20mm	40	186
	XB 04-1	004B1024	5.36	C	G 3/4" A x 20mm	50	224
	XB 04-1	004B1026	6.20	C	G 3/4" A x 20mm	60	262


XB 06L-1

Photo	Type	Code No.	Gross weight Kg	ABC Class	Description	No. of plates	Price EUR
	XB 06L-1	004B2024	1.56	C	G 3/4" A x 20mm	8	79
	XB 06L-1	004B2025	1.73	C	G 3/4" A x 20mm	10	88
	XB 06L-1	004B2026	2.17	C	G 3/4" A x 20mm	16	115
	XB 06L-1	004B2027	2.48	C	G 3/4" A x 20mm	20	134
	XB 06L-1	004B2028	2.91	C	G 3/4" A x 20mm	26	161
	XB 06L-1	004B2029	3.24	C	G 3/4" A x 20mm	30	180
	XB 06L-1	004B2030	3.67	C	G 3/4" A x 20mm	36	207
	XB 06L-1	004B2031	3.94	C	G 3/4" A x 20mm	40	202
	XB 06L-1	004B2032	4.70	C	G 3/4" A x 20mm	50	242
	XB 06L-1	004B2033	5.41	C	G 3/4" A x 20mm	60	282
	XB 06L-1	004B2034	6.12	C	G 3/4" A x 20mm	70	322


XB 06H-1

Photo	Type	Code No.	Gross weight Kg	ABC Class	Description	No. of plates	Price EUR
	XB 06H-1	004B2036	1.56	C	G 3/4" A x 20mm	8	79
	XB 06H-1	004B2037	1.71	C	G 3/4" A x 20mm	10	88
	XB 06H-1	004B2038	2.15	C	G 3/4" A x 20mm	16	115
	XB 06H-1	004B2039	2.45	C	G 3/4" A x 20mm	20	134
	XB 06H-1	004B2041	2.86	C	G 3/4" A x 20mm	26	161
	XB 06H-1	004B2042	3.22	C	G 3/4" A x 20mm	30	180
	XB 06H-1	004B2043	3.67	C	G 3/4" A x 20mm	36	207
	XB 06H-1	004B2044	3.95	C	G 3/4" A x 20mm	40	202
	XB 06H-1	004B2046	4.70	C	G 3/4" A x 20mm	50	242
	XB 06H-1	004B2047	5.45	C	G 3/4" A x 20mm	60	282
	XB 06H-1	004B2048	6.19	C	G 3/4" A x 20mm	70	322


Insulation set for XB 06-1

Photo	Type	Code No.	Gross weight Kg	ABC Class	Description	No. of plates	Price EUR
	Insulation set	004B1191	0.54	B	XB06-1: 8-26		71
	Insulation set	004B1192	0.64	B	XB06-1: 30-48		72
	Insulation set	004B1193	0.78	B	XB06-1: 50-70		74


XB 10-1

Photo	Type	Code No.	Gross weight Kg	ABC Class	Description	No. of plates	Price EUR
	XB 10-1	004B1004	3.23	A	G 1 A x 50mm	8	102
	XB 10-1	004B1005	3.70	A	G 1 A x 50mm	10	115
	XB 10-1	004B1008	3.75	A	G 1 A x 50mm	16	155
	XB 10-1	004B1010	4.95	A	G 1 A x 50mm	20	181
	XB 10-1	004B1013	5.72	A	G 1 A x 50mm	26	221
	XB 10-1	004B1015	5.40	A	G 1 A x 50mm	30	247
	XB 10-1	004B1018	6.92	A	G 1 A x 50mm	36	287
	XB 10-1	004B1020	7.47	A	G 1 A x 50mm	40	289
	XB 10-1	004B1025	9.03	A	G 1 A x 50mm	50	349
	XB 10-1	004B1030	11.10	A	G 1 A x 50mm	60	409
	XB 10-1	004B1035	12.70	A	G 1 A x 50mm	70	469


Insulation set for XB 10-1

Photo	Type	Code No.	Gross weight Kg	ABC Class	Description	No. of plates	Price EUR
	Insulation set	004B1113	0.68	A	XB10-1: 8-26		71
	Insulation set	004B1124	0.92	A	XB10-1: 30-48		72
	Insulation set	004B1135	1.02	A	XB10-1: 50-70		74


XB 20-1

Photo	Type	Code No.	Gross weight Kg	ABC Class	Description	No. of plates	Price EUR
	XB 20-1	004B1205	4.05	A	G 1 A x 50mm	10	125
	XB 20-1	004B1208	5.45	A	G 1 A x 50mm	16	167
	XB 20-1	004B1210	5.40	A	G 1 A x 50mm	20	195
	XB 20-1	004B1213	6.26	A	G 1 A x 50mm	26	237
	XB 20-1	004B1215	6.11	A	G 1 A x 50mm	30	265
	XB 20-1	004B1218	7.90	A	G 1 A x 50mm	36	307
	XB 20-1	004B1220	8.45	A	G 1 A x 50mm	40	335
	XB 20-1	004B1225	10.17	A	G 1 A x 50mm	50	375
	XB 20-1	004B1230	11.60	A	G 1 A x 50mm	60	439
	XB 20-1	004B1235	12.96	B	G 1 A x 50mm	70	503


Insulation set for XB 20-1

Photo	Type	Code No.	Gross weight Kg	ABC Class	Description	No. of plates	Price EUR
	Insulation set	004B1313	0.67	A	XB20-1: 10-26		73
	Insulation set	004B1324	0.98	A	XB20-1: 30-48		74
	Insulation set	004B1335	1.10	A	XB20-1: 50-70		77


XB 24-1

Photo	Type	Code No.	Gross weight Kg	ABC Class	Description	No. of plates	Price EUR
	XB 24-1	004B1027	3.19	C	G 3/4" A x 20mm	10	133
	XB 24-1	004B1028	3.91	C	G 3/4" A x 20mm	16	179
	XB 24-1	004B1029	4.70	C	G 3/4" A x 20mm	20	209
	XB 24-1	004B1031	5.58	C	G 3/4" A x 20mm	26	255
	XB 24-1	004B1032	6.13	C	G 3/4" A x 20mm	30	285
	XB 24-1	004B1033	6.99	C	G 3/4" A x 20mm	36	331
	XB 24-1	004B1034	7.49	C	G 3/4" A x 20mm	40	361
	XB 24-1	004B1067	9.45	C	G 3/4" A x 20mm	50	407
	XB 24-1	004B1068	10.92	C	G 3/4" A x 20mm	60	477
	XB 24-1	004B1069	11.74	C	G 3/4" A x 20mm	70	547




XB 30-1

Photo	Type	Code No.	Gross weight Kg	ABC Class	Description	No. of plates	Price EUR
	XB 30-1	004B1405	5.07	A	G 1 A x 50mm	10	134
	XB 30-1	004B1408	5.36	A	G 1 A x 50mm	16	181
	XB 30-1	004B1410	7.01	A	G 1 A x 50mm	20	212
	XB 30-1	004B1413	8.21	A	G 1 A x 50mm	26	259
	XB 30-1	004B1415	8.30	A	G 1 A x 50mm	30	290
	XB 30-1	004B1418	9.24	A	G 1 A x 50mm	36	337
	XB 30-1	004B1420	9.95	A	G 1 A x 50mm	40	368
	XB 30-1	004B1425	11.22	A	G 1 A x 50mm	50	421
	XB 30-1	004B1430	14.86	A	G 1 A x 50mm	60	494
	XB 30-1	004B1435	14.95	A	G 1 A x 50mm	70	567
	XB 30-1	004B1440	16.39	B	G 1 A x 50mm	80	640
	XB 30-1	004B1445	20.90	C	G 1 A x 50mm	90	713
	XB 30-1	004B1450	23.00	C	G 1 A x 50mm	100	786


Insulation set for XB 30-1

Photo	Type	Code No.	Gross weight Kg	ABC Class	Description	No. of plates	Price EUR
	Insulation set	004B1513	0.85	A	XB30-1: 10-26		78
	Insulation set	004B1524	3.11	A	XB30-1: 30-48		80
	Insulation set	004B1535	1.33	A	XB30-1: 50-70		82
	Insulation set	004B1550	1.66	B	XB30-1: 80-100		83

XB 37-1 H/L/M

Photo	Type	Code No.	Gross weight Kg	ABC Class	Description	No. of plates	Price EUR
XB 37H-1							
	XB 37H-1	004B1705	4.10	C	G 1" A x 50mm	10	147
	XB 37H-1	004B1706	5.00	C	G 1" A x 50mm	16	196
	XB 37H-1	004B1707	6.36	A	G 1" A x 50mm	20	229
	XB 37H-1	004B1708	6.50	C	G 1" A x 50mm	26	278
	XB 37H-1	004B1709	7.10	C	G 1" A x 50mm	30	311
	XB 37H-1	004B1710	8.00	C	G 1" A x 50mm	36	360
	XB 37H-1	004B1711	8.60	C	G 1" A x 50mm	40	369
	XB 37H-1	004B1712	10.10	C	G 1" A x 50mm	50	445
	XB 37H-1	004B1714	11.60	C	G 1" A x 50mm	60	521
	XB 37H-1	004B1715	13.10	C	G 1" A x 50mm	70	597
	XB 37H-1	004B1716	14.60	C	G 1" A x 50mm	80	673
	XB 37H-1	004B1717	16.10	C	G 1" A x 50mm	90	749
	XB 37H-1	004B1718	17.60	C	G 1" A x 50mm	100	825
XB 37H-1	004B1719	19.10	C	G 1" A x 50mm	110	901	
XB 37H-1	004B1720	21.00	C	G 1" A x 50mm	120	977	
XB 37L-1							
	XB 37L-1	004B1675	4.78	C	G 1" A x 50mm	10	147
	XB 37L-1	004B1676	5.00	C	G 1" A x 50mm	16	196
	XB 37L-1	004B1677	6.48	A	G 1" A x 50mm	20	229
	XB 37L-1	004B1678	7.37	A	G 1" A x 50mm	26	278
	XB 37L-1	004B1679	8.05	A	G 1" A x 50mm	30	311
	XB 37L-1	004B1680	9.22	A	G 1" A x 50mm	36	360
	XB 37L-1	004B1681	9.84	A	G 1" A x 50mm	40	369
	XB 37L-1	004B1682	11.47	C	G 1" A x 50mm	50	445
	XB 37L-1	004B1683	13.01	C	G 1" A x 50mm	60	521
	XB 37L-1	004B1684	13.10	C	G 1" A x 50mm	70	597
	XB 37L-1	004B1685	16.62	C	G 1" A x 50mm	80	673
	XB 37L-1	004B1686	16.10	C	G 1" A x 50mm	90	749
	XB 37L-1	004B1687	17.60	C	G 1" A x 50mm	100	825
XB 37L-1	004B1688	19.10	C	G 1" A x 50mm	110	901	
XB 37L-1	004B1689	20.60	C	G 1" A x 50mm	120	977	
XB 37M-1							
	XB 37M-1	004B1690	4.86	C	G 1" A x 50mm	10	147
	XB 37M-1	004B1691	5.00	C	G 1" A x 50mm	16	196
	XB 37M-1	004B1692	6.21	A	G 1" A x 50mm	20	229
	XB 37M-1	004B1693	7.41	A	G 1" A x 50mm	26	278
	XB 37M-1	004B1694	7.71	A	G 1" A x 50mm	30	311
	XB 37M-1	004B1695	8.86	A	G 1" A x 50mm	36	360
	XB 37M-1	004B1696	9.23	A	G 1" A x 50mm	40	369
	XB 37M-1	004B1697	10.10	C	G 1" A x 50mm	50	445
	XB 37M-1	004B1698	11.60	C	G 1" A x 50mm	60	521
	XB 37M-1	004B1699	13.10	C	G 1" A x 50mm	70	597
	XB 37M-1	004B1700	14.60	C	G 1" A x 50mm	80	673
	XB 37M-1	004B1701	16.10	C	G 1" A x 50mm	90	749
	XB 37M-1	004B1702	17.60	C	G 1" A x 50mm	100	825
XB 37M-1	004B1703	19.10	C	G 1" A x 50mm	110	901	
XB 37M-1	004B1704	20.60	C	G 1" A x 50mm	120	977	

Insulation set for XB 37-1

Photo	Type	Code No.	Gross weight Kg	ABC Class	Description	No. of plates	Price EUR
	Insulation set	004B1721	0.81	A	Insu. XB37:L:10-20,M:10-26,H:10-30		84
	Insulation set	004B1722	1.04	A	Insu. XB37:L:26-36,M:30-40,H:36-50		86
	Insulation set	004B1723	1.27	C	Insu. XB37:L:40-50,M:50-70,H:60-90		87
	Insulation set	004B1725	1.80	C	Insu. XB37:L:60-80,M:80-100,H:100-120		89
	Insulation set	004B1726	2.10	C	Insu. XB37:L:90-100,M:110-120		91
	Insulation set	004B1727	2.30	C	Insu. XB37:L:110-120		93

XB 40-1




Photo	Type	Code No.	Gross weight Kg	ABC Class	Description	No. of plates	Price EUR
	XB 40-1	004B1605	6.88	A	G 1 A x 50mm	10	164
	XB 40-1	004B1608	8.55	A	G 1 A x 50mm	16	219
	XB 40-1	004B1610	10.02	A	G 1 A x 50mm	20	256
	XB 40-1	004B1613	10.28	A	G 1 A x 50mm	26	311
	XB 40-1	004B1615	11.40	A	G 1 A x 50mm	30	348
	XB 40-1	004B1618	15.02	A	G 1 A x 50mm	36	403
	XB 40-1	004B1620	14.80	A	G 1 A x 50mm	40	416

Photo	Type	Code No.	Gross weight Kg	ABC Class	Description	No. of plates	Price EUR
	XB 40-1	004B1630	20.84	A	G 1 A x 50mm	60	588
	XB 40-1	004B1635	22.60	A	G 1 A x 50mm	70	674
	XB 40-1	004B1640	27.23	A	G 1 A x 50mm	80	760
	XB 40-1	004B1645	30.50	A	G 1 A x 50mm	90	846
	XB 40-1	004B1650	32.55	A	G 1 A x 50mm	100	932


Insulation set for XB 40-1

Photo	Type	Code No.	Gross weight Kg	ABC Class	Description	No. of plates	Price EUR
	Insulation set	004B1713	1.25	A	XB40-1: 10-26		81
	Insulation set	004B1724	3.67	A	XB40-1: 30-48		83
	Insulation set	004B1735	4.41	A	XB40-1: 50-70		87
	Insulation set	004B1750	4.13	A	XB40-1: 80-100		87


XB 51H-1

Photo	Type	Code No.	Gross weight Kg	ABC Class	Description	No. of plates	Price EUR
	XB 51H-1	004B1815	20.64	A	G 2 A x 50mm	30	527
	XB 51H-1	004B1818	22.50	A	G 2 A x 50mm	36	604
	XB 51H-1	004B1820	23.34	A	G 2 A x 50mm	40	656
	XB 51H-1	004B1825	29.25	A	G 2 A x 50mm	50	785
	XB 51H-1	004B1830	33.55	A	G 2 A x 50mm	60	914
	XB 51H-1	004B1835	37.40	A	G 2 A x 50mm	70	1.043
	XB 51H-1	004B1840	37.12	A	G 2 A x 50mm	80	1.172
	XB 51H-1	004B1845	44.20	A	G 2 A x 50mm	90	1.301
	XB 51H-1	004B1850	51.99	A	G 2 A x 50mm	100	1.430
	XB 51H-1	004B1855	52.00	A	G 2 A x 50mm	110	1.559
	XB 51H-1	004B1860	60.00	A	G 2 A x 50mm	120	1.688

XB 51L-1

Photo	Type	Code No.	Gross weight Kg	ABC Class	Description	No. of plates	Price EUR
	XB 51L-1	004B1194	19.24	A	G 2 A x 50mm	30	527
	XB 51L-1	004B1195	20.72	C	G 2 A x 50mm	36	604
	XB 51L-1	004B1196	22.12	B	G 2 A x 50mm	40	656
	XB 51L-1	004B1197	24.10	B	G 2 A x 50mm	50	785
	XB 51L-1	004B1198	27.18	C	G 2 A x 50mm	60	914
	XB 51L-1	004B1199	30.18	C	G 2 A x 50mm	70	1.043
	XB 51L-1	004B1200	35.94	C	G 2 A x 50mm	80	1.172
	XB 51L-1	004B1201	43.60	C	G 2 A x 50mm	90	1.301
	XB 51L-1	004B1202	45.00	C	G 2 A x 50mm	100	1.430
	XB 51L-1	004B1203	50.00	C	G 2 A x 50mm	110	1.559
	XB 51L-1	004B1204	53.50	C	G 2 A x 50mm	120	1.688

XB 51H-1 SB.3 support bolts on each side and flanges for plates no > 50

Photo	Type	Code No.	Gross weight Kg	ABC Class	Description	No. of plates	Price EUR
	XB 51H-1	004B1103	19.80	A	G 2 A x 50mm	30	569
	XB 51H-1	004B1104	22.46	C	G 2 A x 50mm	36	646
	XB 51H-1	004B1105	24.17	A	G 2 A x 50mm	40	698
	XB 51H-1	004B1106	28.63	A	G 2 A x 50mm	50	827
	XB 51H-1	004B1107	47.40	A	DN50 / DN50	60	1.315
	XB 51H-1	004B1108	51.80	A	DN50 / DN50	70	1.444
	XB 51H-1	004B1109	54.00	B	DN50 / DN50	80	1.573
	XB 51H-1	004B1110	53.80	B	DN50 / DN50	90	1.702
	XB 51H-1	004B1111	61.00	B	DN50 / DN50	100	1.831
	XB 51H-1	004B1112	68.00	B	DN50 / DN50	110	1.960
	XB 51H-1	004B1114	72.00	B	DN50 / DN50	120	2.089

XB 51L-1 SB3 support bolts on each side and flanges for plates no > 50




Photo	Type	Code No.	Gross weight Kg	ABC Class	Description	No. of plates	Price EUR
	XB 51L-1	004B1345	19.40	B	G 2 A x 50mm	30	569
	XB 51L-1	004B1346	21.11	B	G 2 A x 50mm	36	646
	XB 51L-1	004B1347	22.40	B	G 2 A x 50mm	40	698
	XB 51L-1	004B1348	27.10	B	G 2 A x 50mm	50	827
	XB 51L-1	004B1350	43.80	B	DN50 / DN50	60	1.315

Photo	Type	Code No.	Gross weight Kg	ABC Class	Description	No. of plates	Price EUR
	XB 51L-1	004B1351	47.60	B	DN50 / DN50	70	1.444
	XB 51L-1	004B1352	5.10	B	DN50 / DN50	80	1.573
	XB 51L-1	004B1353	54.40	B	DN50 / DN50	90	1.702
	XB 51L-1	004B1355	58.00	B	DN50 / DN50	100	1.831
	XB 51L-1	004B1356	62.00	B	DN50 / DN50	110	1.960
	XB 51L-1	004B1357	65.00	C	DN50 / DN50	120	2.089


Insulation set for XB 51-1

Photo	Type	Code No.	Gross weight Kg	ABC Class	Description	No. of plates	Price EUR
	Insulation set	004B1924	1.67	A	XB51-1: 30-48		90,03
	Insulation set	004B1935	5.06	A	XB51-1: 50-70		93,4
	Insulation set	004B1950	2.15	A	XB51-1: 80-100		119,29
	Insulation set	004B1960	6.09	A	XB51-1: 110-120		124,91


XB 60-1 Brackets included

Photo	Type	Code No.	Gross weight Kg	ABC Class	Description	No. of plates	Price EUR
	XB 60-1	004B2035	72.00	B	DN65 / DN65	70	1.618
	XB 60-1	004B2040	66.00	C	DN65 / DN65	80	1.766
	XB 60-1	004B2045	87.00	C	DN65 / DN65	90	1.914
	XB 60-1	004B2050	79.00	B	DN65 / DN65	100	2.062
	XB 60-1	004B2055	102.50	C	DN65 / DN65	110	2.210
	XB 60-1	004B2060	90.00	B	DN65 / DN65	120	2.358
	XB 60-1	004B2070	124.00	A	DN65 / DN65	140	2.654
	XB 60-1	004B2080	130.50	C	DN65 / DN65	160	2.950


XB 60-1 SB3 support bolts on each side.

Photo	Type	Code No.	Gross weight Kg	ABC Class	Description	No. of plates	Price EUR
	XB 60-1	004B1136	79.00	C	DN65 / DN65	70	1.597
	XB 60-1	004B1138	81.00	C	DN65 / DN65	80	1.745
	XB 60-1	004B1115	88.00	C	DN65 / DN65	90	1.893
	XB 60-1	004B1116	95.00	C	DN65 / DN65	100	2.041
	XB 60-1	004B1117	99.00	C	DN65 / DN65	110	2.189
	XB 60-1	004B1118	104.00	C	DN65 / DN65	120	2.337
	XB 60-1	004B1119	116.00	C	DN65 / DN65	140	2.633
	XB 60-1	004B1120	127.00	C	DN65 / DN65	160	2.929


Insulation set for XB 60-1

Photo	Type	Code No.	Gross weight Kg	ABC Class	Description	No. of plates	Price EUR
	Insulation set	004B2145	7.00	A	XB60-1: 70-90		122
	Insulation set	004B2160	6.10	A	XB60-1: 100-120		127
	Insulation set	004B2180	5.58	A	XB60-1: 140-160		181


XB 70L-1. Brackets included

Photo	Type	Code No.	Gross weight Kg	ABC Class	Description	No. of plates	Price EUR
	XB 70L-1	004B2425	133.00	C	DN65 / DN100	50	3.103
	XB 70L-1	004B2430	144.00	B	DN65 / DN100	60	3.551
	XB 70L-1	004B2435	160.00	B	DN65 / DN100	70	3.999
	XB 70L-1	004B2440	180.50	C	DN65 / DN100	80	4.447
	XB 70L-1	004B2445	184.50	B	DN65 / DN100	90	4.895
	XB 70L-1	004B2450	200.50	B	DN65 / DN100	100	5.343
	XB 70L-1	004B2455	215.50	C	DN65 / DN100	110	5.791
	XB 70L-1	004B2460	228.50	C	DN65 / DN100	120	6.239
	XB 70L-1	004B2470	254.00	A	DN65 / DN100	140	7.135
	XB 70L-1	004B2480	297.00	C	DN65 / DN100	160	8.031
	XB 70L-1	004B2490	328.00	C	DN65 / DN100	180	8.927
	XB 70L-1	004B2499	259.00	C	DN65 / DN100	200	9.823


XB 70M-1. Brackets included

Photo	Type	Code No.	Gross weight Kg	ABC Class	Description	No. of plates	Price EUR
	XB 70M-1	004B2000	115.00	C	DN65 / DN100	50	3.103
	XB 70M-1	004B2001	147.50	C	DN65 / DN100	60	3.551
	XB 70M-1	004B2002	179.60	C	DN65 / DN100	70	3.999
	XB 70M-1	004B2003	174.00	C	DN65 / DN100	80	4.447
	XB 70M-1	004B2004	187.50	C	DN65 / DN100	90	4.895
	XB 70M-1	004B2005	200.20	C	DN65 / DN100	100	5.343
	XB 70M-1	004B2006	218.00	C	DN65 / DN100	110	5.791
	XB 70M-1	004B2007	254.50	C	DN65 / DN100	120	6.239
	XB 70M-1	004B2008	274.00	C	DN65 / DN100	140	7.135
	XB 70M-1	004B2009	284.60	C	DN65 / DN100	160	8.031
	XB 70M-1	004B2010	348.50	C	DN65 / DN100	180	8.927
	XB 70M-1	004B2011	354.60	C	DN65 / DN100	200	9.823


XB 70H-1. Brackets included

Photo	Type	Code No.	Gross weight Kg	ABC Class	Description	No. of plates	Price EUR
	XB 70H-1	004B2012	133.40	C	DN65 / DN100	50	3.103
	XB 70H-1	004B2013	144.50	B	DN65 / DN100	60	3.551
	XB 70H-1	004B2014	160.80	C	DN65 / DN100	70	3.999
	XB 70H-1	004B2015	195.00	B	DN65 / DN100	80	4.447
	XB 70H-1	004B2016	184.00	C	DN65 / DN100	90	4.895
	XB 70H-1	004B2017	223.00	B	DN65 / DN100	100	5.343
	XB 70H-1	004B2018	226.00	C	DN65 / DN100	110	5.791
	XB 70H-1	004B2019	252.50	B	DN65 / DN100	120	6.239
	XB 70H-1	004B2020	227.00	C	DN65 / DN100	140	7.135
	XB 70H-1	004B2021	294.00	C	DN65 / DN100	160	8.031
	XB 70H-1	004B2022	323.00	C	DN65 / DN100	180	8.927
	XB 70H-1	004B2023	349.00	C	DN65 / DN100	200	9.823


Insulation set for XB 70-1

Photo	Type	Code No.	Gross weight Kg	ABC Class	Description	No. of plates	Price EUR
	Insulation set	004B2535	11.00	A	XB70-1: 50-70		146
	Insulation set	004B2550	11.50	A	XB70-1: 80-100		151
	Insulation set	004B2570	12.60	A	XB70-1: 110-140		159
	Insulation set	004B2599	14.50	B	XB70-1: 160-200		163


**Brazed Heat Exchangers
2 pass types****XB 04-2**

Photo	Type	Code No.	Gross weight Kg	ABC Class	Description	No. of plates	Price EUR
	XB 04-2	004B1036	4.81	C	G 3/4" A x 20mm	20/20	279
	XB 04-2	004B1037	5.88	C	G 3/4" A x 20mm	26/26	346
	XB 04-2	004B1038	6.59	C	G 3/4" A x 20mm	30/30	391
	XB 04-2	004B1039	7.60	C	G 3/4" A x 20mm	36/36	458
	XB 04-2	004B1040	8.35	C	G 3/4" A x 20mm	40/40	503
	XB 04-2	004B1041	8.72	C	G 3/4" A x 20mm	46/46	542
	XB 04-2	004B1042	10.00	C	G 3/4" A x 20mm	50/50	585
	XB 04-2	004B1043	11.00	C	G 3/4" A x 20mm	56/56	648
	XB 04-2	004B1044	11.70	C	G 3/4" A x 20mm	60/60	691


XB 10-2

Photo	Type	Code No.	Gross weight Kg	ABC Class	Description	No. of plates	Price EUR
	XB 10-2	004B3010	7.08	A	G 1 A x 50mm	20/20	325
	XB 10-2	004B3013	9.73	B	G 1 A x 50mm	26/26	403
	XB 10-2	004B3015	10.51	A	G 1 A x 50mm	30/30	455
	XB 10-2	004B3018	10.41	A	G 1 A x 50mm	36/36	533
	XB 10-2	004B3020	11.41	A	G 1 A x 50mm	40/40	585
	XB 10-2	004B3023	14.78	A	G 1 A x 50mm	46/46	636
	XB 10-2	004B3025	16.06	A	G 1 A x 50mm	50/50	685
	XB 10-2	004B3028	17.55	B	G 1 A x 50mm	56/56	760
	XB 10-2	004B3030	18.45	A	G 1 A x 50mm	60/60	809


Insulation set for XB 10-2

Photo	Type	Code No.	Gross weight Kg	ABC Class	Description	No. of plates	Price EUR
	Insulation set	004B3115	1.09	B	XB10-2: 20/20 - 30/30		78
	Insulation set	004B3120	1.12	B	XB10-2: 36/36 - 40/40		79
	Insulation set	004B3125	1.24	B	XB10-2: 46/46 - 50/50		99
	Insulation set	004B3130	3.61	B	XB10-2: 56/56 - 60/60		104


XB 20-2

Photo	Type	Code No.	Gross weight Kg	ABC Class	Description	No. of plates	Price EUR
	XB 20-2	004B3220	15.37	B	G 1 A x 50mm	40/40	630
	XB 20-2	004B3223	17.52	B	G 1 A x 50mm	46/46	686
	XB 20-2	004B3225	18.60	B	G 1 A x 50mm	50/50	740
	XB 20-2	004B3228	20.12	B	G 1 A x 50mm	56/56	820
	XB 20-2	004B3230	21.34	B	G 1 A x 50mm	60/60	874


Insulation set for XB 20-2

Photo	Type	Code No.	Gross weight Kg	ABC Class	Description	No. of plates	Price EUR
	Insulation set	004B3325	3.15	B	XB20-2: 40/40 - 50/50		81
	Insulation set	004B3330	1.95	C	XB20-2: 56/56 - 60/60		107


XB 30-2

Photo	Type	Code No.	Gross weight Kg	ABC Class	Description	No. of plates	Price EUR
	XB 30-2	004B3410	11.40	C	G 1 A x 50mm	20/20	391
	XB 30-2	004B3413	14.72	C	G 1 A x 50mm	26/26	485
	XB 30-2	004B3415	16.28	C	G 1 A x 50mm	30/30	548
	XB 30-2	004B3418	18.66	C	G 1 A x 50mm	36/36	642
	XB 30-2	004B3420	20.45	C	G 1 A x 50mm	40/40	705
	XB 30-2	004B3423	22.69	C	G 1 A x 50mm	46/46	771
	XB 30-2	004B3425	24.23	C	G 1 A x 50mm	50/50	832


Insulation set for XB 30-2

Photo	Type	Code No.	Gross weight Kg	ABC Class	Description	No. of plates	Price EUR
	Insulation set	004B3515	1.92	B	XB30-2: 20/20 - 30/30		83
	Insulation set	004B3520	1.54	B	XB30-2: 36/36 - 40/40		87
	Insulation set	004B3525	1.86	B	XB30-2: 46/46 - 50/50		115


XB 51H-2

Photo	Type	Code No.	Gross weight Kg	ABC Class	Description	No. of plates	Price EUR
	XB 51H-2	004B3615	34.26	A	G 2 A x 50mm	30/30	934
	XB 51H-2	004B3618	39.74	A	G 2 A x 50mm	36/36	1.089
	XB 51H-2	004B3620	45.08	A	G 2 A x 50mm	40/40	1.192
	XB 51H-2	004B3623	49.39	B	G 2 A x 50mm	46/46	1.347
	XB 51H-2	004B3625	53.50	A	G 2 A x 50mm	50/50	1.450
	XB 51H-2	004B3628	57.39	B	G 2 A x 50mm	56/56	1.605
	XB 51H-2	004B3630	61.50	B	G 2 A x 50mm	60/60	1.708
	XB 51H-2	004B3633	67.00	C	G 2 A x 50mm	66/66	1.863
	XB 51H-2	004B3635	70.20	B	G 2 A x 50mm	70/70	1.966

XB 51L-2

Photo	Type	Code No.	Gross weight Kg	ABC Class	Description	No. of plates	Price EUR
	XB 51L-2	004B1292	27.76	C	G 2 A x 50mm	30/30	934
	XB 51L-2	004B1293	31.71	C	G 2 A x 50mm	36/36	1.089
	XB 51L-2	004B1294	38.80	C	G 2 A x 50mm	40/40	1.192
	XB 51L-2	004B1295	0.00	C	G 2 A x 50mm	46/46	1.347
	XB 51L-2	004B1296	0.00	C	G 2 A x 50mm	50/50	1.450
	XB 51L-2	004B1297	0.00	C	G 2 A x 50mm	56/56	1.605
	XB 51L-2	004B1298	51.60	C	G 2 A x 50mm	60/60	1.708
	XB 51L-2	004B1299	59.80	C	G 2 A x 50mm	66/66	1.863
	XB 51L-2	004B1300	59.20	C	G 2 A x 50mm	70/70	1.966


Insulation set for XB 51-2

Photo	Type	Code No.	Gross weight Kg	ABC Class	Description	No. of plates	Price EUR
	Insulation set	004B3720	1.96	A	XB50-2: 30/30 - 40/40		120,41
	Insulation set	004B3725	2.69	A	XB50-2: 46/46 - 50/50		128,29
	Insulation set	004B3730	3.58	B	XB50-2: 56/56 - 60/60		141,8
	Insulation set	004B3735	5.39	B	XB50-2: 66/66 - 70/70		144,05


Gasketed Heat Exchangers**1 pass types**

2 pass types available on request to FIDH


XG 10-1

Photo	Type	Code No.	Gross weight Kg	ABC Class	Description	No. of plates	Price EUR
	XG 10	004B5005	18.55	C	G 1 A	10	537
	XG 10	004B5010	20.59	C	G 1 A	20	636
	XG 10	004B5015	23.31	C	G 1 A	30	735
	XG 10	004B5020	26.16	C	G 1 A	40	838
	XG 10	004B5025	27.91	C	G 1 A	50	938
	XG 10	004B5030	27.89	C	G 1 A	60	1.038
	XG 10	004B5035	31.43	C	G 1 A	70	1.163


Insulation set for XG 10-1

Photo	Type	Code No.	Gross weight Kg	ABC Class	Description	No. of plates	Price EUR
	Insulation set	004B5115	2.45	B	XG10-1: 10-30		121
	Insulation set	004B5130	2.56	C	XG10-1: 40-60		127
	Insulation set	004B5135	3.09	B	XG10-1: 70		138


XG 14H-1

Photo	Type	Code No.	Gross weight Kg	ABC Class	Description	No. of plates	Price EUR
	XG 14H	004B1260	54.70	C	G 1 1/4 A	8	1.058
	XG 14H	004B1261	87.60	C	G 1 1/4 A	10	1.087
	XG 14H	004B1262	58.80	C	G 1 1/4 A	20	1.229
	XG 14H	004B1263	62.20	C	G 1 1/4 A	30	1.381
	XG 14H	004B1264	80.00	C	G 1 1/4 A	40	1.535
	XG 14H	004B1265	112.00	C	G 1 1/4 A	50	1.689
	XG 14H	004B1266	72.40	C	G 1 1/4 A	60	1.841
	XG 14H	004B1267	115.80	C	G 1 1/4 A	70	2.001
	XG 14H	004B1268	101.50	C	G 1 1/4 A	80	2.153


Insulation set for XG 14H-1

Photo	Type	Code No.	Gross weight Kg	ABC Class	Description	No. of plates	Price EUR
	Insulation set	004B1338	2.44	C	Insu. XG14-1 : 8 -> 30		132
	Insulation set	004B1314	2.88	B	Insu. XG14-1 : 40 -> 60		138
	Insulation set	004B1315	3.28	B	Insu. XG14-1 : 70 -> 90		142
	Insulation set	004B1316	3.72	B	Insu. XG14-1 : 100 -> 120		146
	Insulation set	004B1317	4.00	C	Insu. XG14-1 : 130 ->150		150


XG 18H-1

Photo	Type	Code No.	Gross weight Kg	ABC Class	Description	No. of plates	Price EUR
	XG 18H	004B1276	75.70	C	Ext. thread	8	1.182
	XG 18H	004B1277	76.60	C	Ext. thread	10	1.217
	XG 18H	004B1278	81.20	C	Ext. thread	20	1.392
	XG 18H	004B1279	85.80	C	Ext. thread	30	1.577
	XG 18H	004B1280	90.40	C	Ext. thread	40	1.762
	XG 18H	004B1281	95.00	C	Ext. thread	50	1.950
	XG 18H	004B1282	99.60	C	Ext. thread	60	2.135
	XG 18H	004B1283	104.20	C	Ext. thread	70	2.326
	XG 18H	004B1284	108.80	C	Ext. thread	80	2.511
	XG 18H	004B1285	113.40	C	Ext. thread	90	2.700
	XG 18H	004B1286	118.00	C	Ext. thread	100	2.885
	XG 18H	004B1287	122.60	C	Ext. thread	110	3.074
	XG 18H	004B1288	127.20	C	Ext. thread	120	3.259


Insulation set for XG 18H-1

Photo	Type	Code No.	Gross weight Kg	ABC Class	Description	No. of plates	Price EUR
	Insulation set	004B1318	3.66	B	Insu. XG18-1 : 8 -> 30		143
	Insulation set	004B1319	4.32	B	Insu. XG18-1 : 40 -> 60		148
	Insulation set	004B1320	4.92	B	Insu. XG18-1 : 70 -> 90		154
	Insulation set	004B1321	5.58	B	Insu. XG18-1 : 100 -> 120		159
	Insulation set	004B1322	6.00	C	Insu. XG18-1 : 130 ->150		166


XG 20H-1

Photo	Type	Code No.	Gross weight Kg	ABC Class	Description	No. of plates	Price EUR
	XG 20H	004B5205	136.00	C	Ext. thread	10	1.720
	XG 20H	004B5210	144.00	C	Ext. thread	20	1.965
	XG 20H	004B5215	152.00	C	Ext. thread	30	2.211
	XG 20H	004B5220	179.00	C	Ext. thread	40	2.477
	XG 20H	004B5225	168.00	C	Ext. thread	50	2.722
	XG 20H	004B5230	176.00	C	Ext. thread	60	2.967
	XG 20H	004B5235	184.00	C	Ext. thread	70	3.235
	XG 20H	004B5240	192.00	C	Ext. thread	80	3.480
	XG 20H	004B5245	200.00	C	Ext. thread	90	3.725
	XG 20H	004B5250	208.00	C	Ext. thread	100	3.993
	XG 20H	004B5255	216.00	C	Ext. thread	110	4.239
	XG 20H	004B5260	224.00	C	Ext. thread	120	4.484
	XG 20H	004B5270	240.00	C	Ext. thread	140	4.997

XG 20L-1

Photo	Type	Code No.	Gross weight Kg	ABC Class	Description	No. of plates	Price EUR
	XG 20L	004B2954	148.50	C	Ext. thread	10	1.720
	XG 20L	004B2955	164.00	C	Ext. thread	20	1.965
	XG 20L	004B2956	175.00	C	Ext. thread	30	2.211
	XG 20L	004B2957	160.00	C	Ext. thread	40	2.477
	XG 20L	004B2958	168.00	C	Ext. thread	50	2.722
	XG 20L	004B2959	176.00	C	Ext. thread	60	2.967
	XG 20L	004B2960	184.00	C	Ext. thread	70	3.235
	XG 20L	004B2961	192.00	C	Ext. thread	80	3.480
	XG 20L	004B2962	200.00	C	Ext. thread	90	3.725
	XG 20L	004B2963	208.00	C	Ext. thread	100	3.993
	XG 20L	004B2964	216.00	C	Ext. thread	110	4.239
	XG 20L	004B2965	224.00	C	Ext. thread	120	4.484
	XG 20L	004B2966	240.00	C	Ext. thread	140	4.997

Insulation set for XG 20-1

Photo	Type	Code No.	Gross weight Kg	ABC Class	Description	No. of plates	Price EUR
	Insulation set	004B5315	6.10	C	XG20-1: 10-30		147
	Insulation set	004B5330	7.20	C	XG20-1: 40-60		152
	Insulation set	004B5345	8.20	C	XG20-1: 70-90		168
	Insulation set	004B5360	9.30	C	XG20-1: 100-120		178
	Insulation set	004B5370	15.04	C	XG20-1: 140		202

XG 31-1 H/L





Photo	Type	Code No.	Gross weight Kg	ABC Class	Description	No. of plates	Price EUR
	XG 31H-1	004B1389	178.60	C	Flange	10	1.685
	XG 31H-1	004B1390	240.40	C	Flange	20	2.066
	XG 31H-1	004B1391	225.00	C	Flange	30	2.449
	XG 31H-1	004B1392	204.40	C	Flange	40	2.832
	XG 31H-1	004B1393	213.00	C	Flange	50	3.213
	XG 31H-1	004B1394	221.60	C	Flange	60	3.622
	XG 31H-1	004B1395	230.20	C	Flange	70	4.003
	XG 31H-1	004B1396	238.80	C	Flange	80	4.347
	XG 31H-1	004B1397	247.40	C	Flange	90	4.724
	XG 31H-1	004B1398	256.00	C	Flange	100	5.102
	XG 31H-1	004B1399	264.60	C	Flange	110	5.539
	XG 31H-1	004B1400	273.20	C	Flange	120	5.916
	XG 31H-1	004B1401	281.80	C	Flange	130	6.319
	XG 31H-1	004B1402	361.50	C	Flange	140	6.735

Photo	Type	Code No.	Gross weight Kg	ABC Class	Description	No. of plates	Price EUR
	XG 31L-1	004B1375	178.60	C	Flange	10	1.685
	XG 31L-1	004B1376	187.20	C	Flange	20	2.066
	XG 31L-1	004B1377	195.80	C	Flange	30	2.449
	XG 31L-1	004B1378	204.40	C	Flange	40	2.832
	XG 31L-1	004B1379	213.00	C	Flange	50	3.213
	XG 31L-1	004B1380	221.60	C	Flange	60	3.622
	XG 31L-1	004B1381	230.20	C	Flange	70	4.003
	XG 31L-1	004B1382	238.80	C	Flange	80	4.347
	XG 31L-1	004B1383	247.40	C	Flange	90	4.724
	XG 31L-1	004B1384	256.00	C	Flange	100	5.102
	XG 31L-1	004B1385	264.60	C	Flange	110	5.539
	XG 31L-1	004B1386	273.20	C	Flange	120	5.916
	XG 31L-1	004B1387	281.80	C	Flange	130	6.319
	XG 31L-1	004B1388	290.40	C	Flange	140	6.735


Insulation set for XG 31-1

Photo	Type	Code No.	Gross weight Kg	ABC Class	Description	No. of plates	Price EUR
	Insulation set	004B1361	9.97	C	Insu. XG31-1 : 10 -> 30		181
	Insulation set	004B1362	11.17	C	Insu. XG31-1 : 40 -> 60		189
	Insulation set	004B1363	12.38	C	Insu. XG31-1 : 70 -> 90		206
	Insulation set	004B1365	12.20	C	Insu. XG31-1 : 100 -> 120		222
	Insulation set	004B1366	14.10	C	Insu. XG31-1 : 130 ->140		246


XG 40-1

Photo	Type	Code No.	Gross weight Kg	ABC Class	Description	No. of plates	Price EUR
	XG 40	004B1045	660.00	C	Flange	50	6.936
	XG 40	004B1046	682.00	C	Flange	60	7.295
	XG 40	004B1047	704.00	C	Flange	70	7.617
	XG 40	004B1049	726.00	C	Flange	80	8.295
	XG 40	004B1083	748.00	C	Flange	90	8.974
	XG 40	004B1084	770.00	C	Flange	100	9.655
	XG 40	004B1085	792.00	C	Flange	110	11.605
	XG 40	004B1086	814.00	C	Flange	120	12.284
	XG 40	004B1087	858.00	C	Flange	140	13.642
	XG 40	004B1088	902.00	C	Flange	160	15.088
	XG 40	004B1089	946.00	C	Flange	180	16.448
	XG 40	004B1090	990.00	C	Flange	200	17.805

Insulation set for XG 40-1

Photo	Type	Code No.	Gross weight Kg	ABC Class	Description	No. of plates	Price EUR
	Insulation set	004B5730	20.68	C	XG40-1: 50-60		381
	Insulation set	004B5745	22.65	C	XG40-1: 70-90		382
	Insulation set	004B5760	24.63	C	XG40-1: 100-120		421
	Insulation set	004B5790	28.57	C	XG40-1: 140-180		453
	Insulation set	004B5799	29.89	C	XG40-1: 200		505

XG 50-1


Photo	Type	Code No.	Gross weight Kg	ABC Class	Description	No. of plates	Price EUR
	XG 50	004B1091	815.00	C	Flange	50	8.679
	XG 50	004B1092	843.00	C	Flange	60	9.738
	XG 50	004B1093	871.00	C	Flange	70	10.631
	XG 50	004B1094	899.00	C	Flange	80	11.525
	XG 50	004B1095	927.00	C	Flange	90	12.419
	XG 50	004B1096	1009.50	C	Flange	100	13.311
	XG 50	004B1097	983.00	C	Flange	110	14.230
	XG 50	004B1098	1011.00	C	Flange	120	15.123
	XG 50	004B1099	1067.00	C	Flange	140	16.910
	XG 50	004B1100	1123.00	C	Flange	160	18.954
	XG 50	004B1101	1179.00	C	Flange	180	20.742
	XG 50	004B1102	1235.00	C	Flange	200	22.527

Insulation set for XG 50-1


Photo	Type	Code No.	Gross weight Kg	ABC Class	Description	No. of plates	Price EUR
	Insulation set	004B5930	24.28	C	XG50-1: 50-60		393
	Insulation set	004B5945	26.52	C	XG50-1: 70-90		413
	Insulation set	004B5960	28.76	C	XG50-1: 100-120		443
	Insulation set	004B5990	33.23	C	XG50-1: 140-180		555
	Insulation set	004B5999	34.73	C	XG50-1: 200		611

Accessories for Heat exchangers


Tailpieces

Photo	Type	Code No.	Gross weight Kg	ABC Class	Description	No. of plates	Price EUR
	Tailpieces	004B2945	0.19	C	Solder set G 3/4" A / 15 mm		31
	Tailpieces	004B2946	0.19	C	Solder set G 3/4" A / 18 mm		31
	Tailpieces	004B2904	0.30	C	Solder set 1" G A / 15 mm		31
	Tailpieces	004B2905	0.27	B	Solder set 1" G A / 18 mm		31
	Tailpieces	004B2906	0.26	B	Solder set 1" G A / 22 mm		31
	Tailpieces	004B1358	1.40	C	Solder set G 1 1/4" A / 22 and 28mm		38
	Tailpieces	004B2910	0.87	C	Solder set 2" G A / 28 mm		65
	Tailpieces	004B2911	0.86	C	Solder set 2" G A / 35 mm		65
	Tailpieces	004B2912	1.02	B	Solder set 2" G A / 42 mm		65
	Tailpieces	004B2944	0.18	B	Weld on set G 3/4" A / DN20		23
	Tailpieces	004B2901	0.41	B	Weld on 1" G A / DN 15		23
	Tailpieces	004B2903	0.27	A	Weld on 1" G A / DN 25		23
	Tailpieces	004B1343	0.42	B	Weld on set G 1 1/4" A / DN32		48
	Tailpieces	004B2907	0.78	B	Weld on set 2" G A / DN 32		52
	Tailpieces	004B2908	0.77	A	Weld on set 2" G A / DN 40		52
	Tailpieces	004B2909	0.79	A	Weld on set 2" G A / DN 50		52
	Tailpieces	004B2947	0.27	B	Thread nipple set G 3/4" A / G 3/4" A		42
	Tailpieces	004B2953	0.27	B	Thread nipple set G 3/4" A / G 1" A		42
	Tailpieces	004B2913	0.26	A	Thread nipple set 1" G A / 3/4 G A		42

Mounting brackets

Photo	Type	Code No.	Gross weight Kg	ABC Class	Description	No. of plates	Price EUR
	Brackets	004B2919	2.16	A	Mounting brackets for XB10 - 40		36
	Brackets	004B2923	9.13	A	Mounting brackets for XB51		52
	Brackets	004B2924	3.07	B	Mounting brackets for XB60, included with the heat-exch.		63
	Brackets	004B2925	6.66	A	Mounting brackets for XB70, included with the heat-exch.		63
	Brackets	004B2948	2.78	B	Mounting bracket for XB04, XB06, XB24; <50 plates		52
	Brackets	004B1728			Mounting bracket for XB 37		47

EPDM Gaskets, sets of 10

Photo	Type	Code No.	Gross weight Kg	ABC Class	Description	No. of plates	Price EUR
	Gaskets & plates	004B6931	0.04	B	EPDM gasket for XG10, set of 10		42
	Gaskets & plates	004B1301	0.04	B	EPDM gasket XG 14, set of 10		59
	Gaskets & plates	004B1302	0.05	B	EPDM gasket XG 18, set of 10		65
	Gaskets & plates	004B1367	0.10	C	Gasket for XG 31H/L, I-pack 10 pcs		91
	Gaskets & plates	004B6932	0.13	B	EPDM gasket for XG20H and L, set of 10		77
	Gaskets & plates	004B6934	0.23	B	EPDM gasket for XG40, set of 10		231
	Gaskets & plates	004B6935	0.27	B	EPDM gasket for XG50, set of 10		236
	Gaskets & plates	004B6936	0.35	C	EPDM gasket for XG60, set of 10		289
	Gaskets & plates	004B6937	0.40	C	EPDM gasket XG70, set of 10		320

Plates for XG10-XG70 sets of 10 (Material 1.4404)




Photo	Type	Code No.	Gross weight Kg	ABC Class	Description	No. of plates	Price EUR
	Gaskets & plates	004B6938	0.13	C	1.4404 plates for XG10, set of 10		50
	Gaskets & plates	004B1303	0.30	B	1.4404 plates XG 14H, set of 10		80
	Gaskets & plates	004B1304	0.41	B	1.4404 plates XG 18H, set of 10		110
	Gaskets & plates	004B1368	1.00	C	Plates for XG 31L, I-pack 10 pcs		290
	Gaskets & plates	004B1370	1.00	C	Plates for XG 31H, I-pack 10 pcs		290
	Gaskets & plates	004B2967	0.93	B	1.4404 plates for XG20L, set of 10		160
	Gaskets & plates	004B6939	0.73	B	1.4404 plates for XG20H, set of 10		160
	Gaskets & plates	004B6941	2.28	B	1.4404 plates for XG40, set of 10		590

Photo	Type	Code No.	Gross weight Kg	ABC Class	Description	No. of plates	Price EUR
	Gaskets & plates	004B6942	3.01	B	1.4404 plates for XG50, set of 10		770
	Gaskets & plates	004B6943	3.00	C	1.4404 plates for XG60, set of 10		830
	Gaskets & plates	004B6944	3.60	C	1.4404 plates for XG70, set of 10		980

Sets of 1 front and 1 back plate for 1 pass versions incl EPDM gaskets

Photo	Type	Code No.	Gross weight Kg	ABC Class	Description	No. of plates	Price EUR
	Special plate sets	004B2930	0.52	B	Special plates set for XG for XG10-1 1.4404/EPDM		30
	Special plate sets	004B2968	2.24	B	Special plates set for XG for XG20L-1 1.4404/EPDM		67
	Special plate sets	004B1309	0.81	B	Special plates set for XG XG 14H-1 1.4404/EPDM		44
	Special plate sets	004B1310	1.13	B	Special plates set for XG XG 18H-1 1.4404/EPDM		52
	Special plate sets	004B1403	2.44	C	XG 31L: spec. plates 1-pass version, including gaskets		105
	Special plate sets	004B1404	2.44	C	XG 31H: spec. plates 1-pass versions, including gaskets.		105
	Special plate sets	004B2932	2.11	B	Special plates set for XG for XG20H-1 1.4404/EPDM		67
	Special plate sets	004B2936	6.11	B	Special plates set for XG for XG40-1 1.4404/EPDM		228
	Special plate sets	004B2938	7.53	B	Special plates set for XG for XG50-1 1.4404/EPDM		260
	Special plate sets	004B2940	30.20	B	Special plates set for XG for XG60-1 1.4404/EPDM		291
	Special plate sets	004B2942	36.00	B	Special plates set for XG for XG70-1 1.4404/EPDM		320

Sets of 1 front, 1 back and 1 middle plates for 2 pass versions incl EPDM gaskets

Photo	Type	Code No.	Gross weight Kg	ABC Class	Description	No. of plates	Price EUR
	Special plate sets	004B2931	1.17	C	Special plates set for XG for XG10-2 1.4404/EPDM		40
	Special plate sets	004B2969	2.50	C	Special plates set for XG for XG20L-2 1.4404/EPDM		94
	Special plate sets	004B1311	1.02	C	Special plates set for XG XG 14H-2 1.4404/EPDM		62
	Special plate sets	004B1312	1.38	C	Special plates set for XG XG 18H-2 1.4404/EPDM		73
	Special plate sets	004B1406	3.66	C	XG 31L: spec. plates 2-pass version, including gaskets		149
	Special plate sets	004B1407	3.66	C	XG 31H: spec. plates 2-pass versions, including gaskets.		149
	Special plate sets	004B2933	2.92	C	Special plates set for XG for XG20H-2 1.4404/EPDM		94
	Special plate sets	004B2937	8.60	C	Special plates set for XG for XG40-2 1.4404/EPDM		326
	Special plate sets	004B2939	10.50	C	Special plates set for XG for XG50-2 1.4404/EPDM		369
	Special plate sets	004B2941	11.00	C	Special plates set for XG for XG60-2 1.4404/EPDM		413
	Special plate sets	004B2943	13.60	C	Special plates set for XG for XG70-2 1.4404/EPDM		455